SB-4106

4x1 VGA ROUTING SWITCHER

Input : 4x VGA(RGBHV)
Output : 1x VGA(RGBHV)

VGA SWITCHER

INTRODUCTION

SB-4106 is a high speed Video Bandwidth 310MHz, Maximum 380MHz for VGA-RGBHV routing switcher product. It's one of the most innovative VGA RGBHV signals switch router product. It has 4 individual inputs with 1 individual output. It is a four inputs switcher, any input may be routed to one output. It completely eliminates the need to constantly move around VGA input and output cables.This switcher is suited to full HD LCD Television and HDTV high resolution for 480p, 720p,1080i, 1080p, VGA high HD resolution for UXGA 1600x1200 or Plasma display monitor applications. Control is provided via front switch push buttons with LED readout or IR remote controller.

DIAGRAM TYPICAL

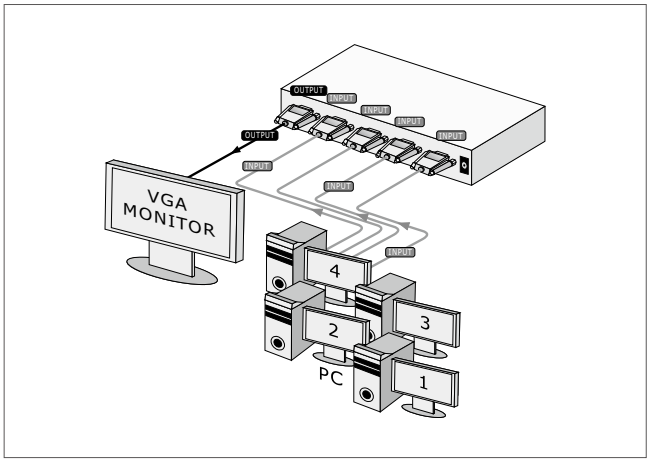

FEATURES

01. Support 4 inputs to 1 output VGA Switcher
02. Support PC Resolution VGA (640x480), SVGA (800x600), XGA (1024x768), SXGA (1280x1024), UXGA (1600x1200), WUXGA (1920x1200)
03. Video Bandwidth : 380MHz (-3dB), 200 mVp-p
04. Excellent Video (VGA-RGBHV) Performance
05. Low all hostile crosstalk of -83dB @ 5MHz
06. Excellent ESD rating : exceeds 4000 V
07. Switching RGBHV in LCD monitors and plasma monitor displays
08. Suitable for full HD high resolution Video player device and LCD/Plasma monitor displays
09. Front push buttons with LED readout
10. Infrared : IR remote control (38KHz)
11. Support Lower power consumed full load under 550 mA
12. Power supply offer a universal type 100~240 VAC switch

SPECIFICATIONS

Type of switcher	4 inputs to 1 output VGA Switcher
Video Bandwidth	380MHz, (-3dB) 200 mV p-p, 310MHz, (-3dB) 2V p-p, R=325MHz, G=325MHz, B=325MHz, H=110MHz, V=110MHz
Gain Flatness	90MHz, 0.1dB
Differential Gain Error	0.01%, 0.1dB
Differential Phase Error	0.02, 0.1dB (RL=150W)
Fast settling time	15ns To 0.1%
All Hostile Crosstalk	-84db @ 5MHz, -54dB @ 50MHz
Channel Crosstalk	-56db @ 100MHz
Slew Rate	1000V/us, G=+1,2V Step
High OFF Isolation	-100dB @ 10MHz
Output Current	100mA
Low power CMOS	550uA Quiescent Current
Controls	IR Remote Controller,front panel select buttons with LED readout
Safety Approvals	CE, FCC, VCCI, Erp, WEEE
Dimension (WxDxH)	8.27" x 4.49" x 1.06" (210mm x 114mm x 27mm)
Weight	0.7 kg / 1.54 lb
Power Voltage Input	DC 12V @ 1.25A

© 2015 Copyrighted All Rights Reserved.

SB-8202

8x2 VGA-AUDIO ROUTING SWITCHER

Input : 8x VGA(RGBHV), 8x STEREO AUDIO (AR/AL)
Output : 2x VGA(RGBHV), 2x STEREO AUDIO (AR/AL)

VGA | AUDIO | RS-232 | PRO

Ear Rack : 1U-440L

INTRODUCTION

SB-8202 is a true (8) in To (2) out Routing Switcher with high speed Video Bandwidth 425MHz, Maximum 450MHz, Audio Bandwidth 60MHz. Support signals for VGA (RGBHV) and Stereo Audio (AR/AL) product. It is an (8) individual VGA(RGBHV) & Stereo Audio(AR/AL) inputs with (2) individual VGA(RGBHV) & Stereo Audio(AR/AL) outputs. Support 19 inch Ear mount pair part number #1U-440L. It support (8) individual inputs with (2) individual outputs. Because it is a routing switcher, any inputs may be routed to ouutput. It completely eliminates the need to constantly move around VGA or Audio input and output cables. This switcher is ideally suited for full HD High Definition LCD TV, HD Television or HD Monitor for VGA (R,B,G,H,V) signals or full HD Plasma display monitor resolution applications. Control is provided Front panel push buttons, IR remote or RS-232. A RS-232 Windows GUI interface is provided for matrix routing control (Windows only).

DIAGRAM TYPICAL

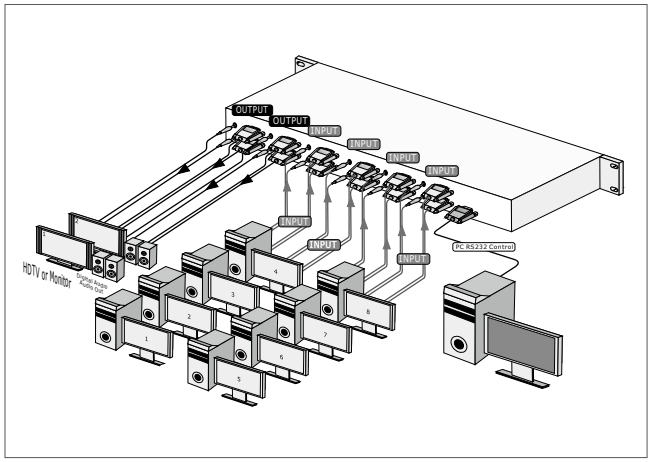

FEATURES

01. Support (8) inputs to (2) outputs VGA & Audio Routing Switcher
02. Input signals via (8) analog VGA (RGBHV) and Stereo Audio (3.5mm OD Jack)
03. Output signals via (2) analog VGA (RGBHV) and Stereo Audio (3.5mm OD Jack)
04. Video Bandwidth 425MHz (-3dB), 200 mVp-p, maximum 450MHz, each path signals
05. Audio Bandwidth 60MHz (Audio-Right = 60Mhz, Audio-Left = 60MHz)
06. Audio Frequency Response range : 20Hz ~ 20KHz
07. Supported selection push buttons direct channel on front panel
08. Support PC Resolution VGA (640x480), SVGA (800x600), XGA (1024x768), SXGA (1280x1024), UXGA (1600x1200), WUXGA (1920x1200)
09. Low all hostile crosstalk of -83dB @ 5MHz
10. Excellent ESD rating : exceeds 4000 V
11. Various User Interface controls:
    - Windows based GUI control via RS-232 port
    - Front Panel push buttons
    - IR wireless remote controller
    - Third party RS-232 controller (via simple ASCII)
12. Compatible with full HD high resolution Video player device and LCD/ Plasma monitor displays or Projector
13. Direct selection and confirm via front push buttons with LED readout
14. Infrared : IR remote control (38KHz)
15. Support RS-232 interface control AP driver for PC 95/98/2000/xp A Windows-based control software Driver packaged
16. Support desktop with Ear mount and 19 inch 1U Rack mountable type panel
17. Support Lower power consumed full load under 1180mA
18. Power supply DC12Volt, Universal Type Switch 100~240VAC, 50/60Hz

SPECIFICATIONS

Type of VGA switcher	(8) inputs to (2) outputs VGA and Stereo Audio Routing Switcher
Video Support	Analog VGA (75Ω), 1 Vp-p Output Signal (RGB) 0.7 Vp-p
Resolution supports	VGA, SVGA, XGA, SXGA, UXGA, WUXGA (1920x1200)
Video Bandwidth	VGA(RGBHV) : 425MHz, (-3dB) 200 mV p-p, 450MHz, (-3dB) 2V p-p, R=425MHz, G=425MHz, B=425MHz, H=110MHz, V=110MHz
Audio Frequency	Response range : 20Hz ~ 20KHz
Audio Bandwidth	60MHz, (Audio-Right = 60MHz, Audio-Left = 60MHz)
Input	(8)x Video (VGA-RGBHV) use D-sub HD15P connectors (8)x Audio (Stereo Audio) use 3.5mm OD Jacks
Output	(2)x Video (VGA-RGBHV) use D-sub HD15P connectors (2)x Audio (Stereo Audio) use 3.5mm OD Jacks
Gain Flatness	90MHz, 0.1dB
Differential Gain Error	0.01%, 0.1dB
Differential Phase Error	0.02, 0.1dB (RL=150W)
Fast settling time	15ns To 0.1%
All Hostile Crosstalk	-83dB @ 5MHz, -54dB @ 50MHz
Channel Crosstalk	-56dB @ 100MHz
Slew Rate	1000 V/us, G=+1,2 V Step
High OFF Isolation	-100dB@10MHz
Output Current	100 mA
Infrared Frequency	38KHz
Switch Controls	1x Select Function buttons on front panel (Data status via LCD panel show out) 1x IR Remote Controller (switch control) 1x RS 232 series interface (switch control)
(8) Function key Control	Destination button (1) thru (8)
Chassis Material	Matal thin = 1 mm
Safety Approvals	CE, FCC, VCCI, Erp, WEEE
Dimension (WxDxH)	17.32" x 7.80" x 1.73" (440mm x 200mm x 44mm)
Rack Mount	1RU High 19" Rack Mount #1U-440L (with rack mount)
Weight	2.45 kg / 5.4 lb
Power Voltage Input	DC 12V @ 2A , Use Universal switch Type 50/60Hz,100~240 VAC

© 2015 Copyrighted All Rights Reserved.

SB-8206

8x2 VGA-AUDIO MATRIX SWITCHER

Input : 8x VGA(RGBHV), 8x STEREO AUDIO (AR/AL)
Output : 2x VGA(RGBHV), 2x STEREO AUDIO (AR/AL)

VGA | AUDIO | MATRIX | RS-232 | PRO

Ear Rack : 1U-440L

INTRODUCTION

SB-8206 is a true (8) in To (2) out Matrix Switcher with high speed Video Bandwidth 425MHz, Maximum 450MHz, Audio Bandwidth 60MHz. Support signals for VGA (RGBHV) and Stereo Audio (AR/AL) product. It is an (8) individual VGA(RGBHV) & Stereo Audio(AR/AL) inputs with (2) individual VGA(RGBHV) & Stereo Audio(AR/AL) outputs. Support 19 inch Ear mount pair part number #1U-440L. It support (8) individual inputs with (2) individual outputs. Because it is a matrix routing switcher, any inputs may be routed to any output. It completely eliminates the need to constantly move around VGA or Audio input and output cables. This switcher is ideally suited for full HD High Definition LCD TV, HD Television or HD Monitor for VGA (R,B,G,H,V) signals or full HD Plasma display monitor resolution applications. Control is provided front panel push buttons, IR remote or RS-232. A RS-232 Windows GUI interface is provided for matrix routing control (Windows only).

DIAGRAM TYPICAL

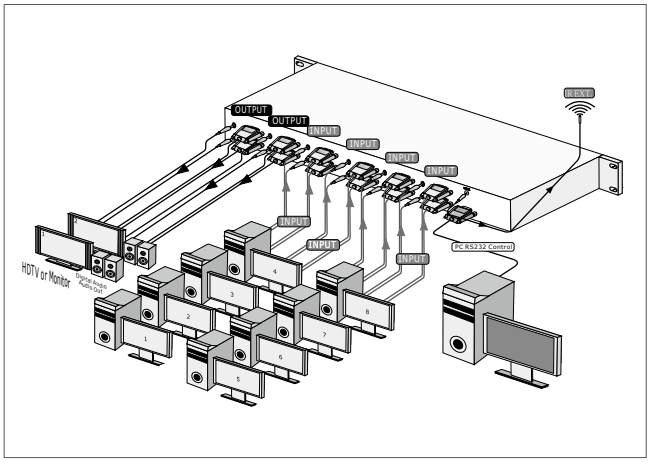

FEATURES

01. Support (8) inputs to (2) outputs VGA & Audio Matrix Switcher
02. Input signals via (8) analog VGA (RGBHV) and Stereo Audio (3.5mm OD Jack)
03. Output signals via (2) analog VGA (RGBHV) and Stereo Audio (3.5mm OD Jack)
04. Video Bandwidth 425MHz (-3dB), 200 mVp-p, maximum 450MHz, each path signals
05. Audio Bandwidth 60MHz (Audio-Right = 60Mhz, Audio-Left = 60MHz)
06. Audio Frequency Response range : 20Hz ~ 20KHz
07. Supported selection push buttons direct channel on front panel
08. Support PC Resolution VGA (640x480), SVGA (800x600), XGA (1024x768), SXGA (1280x1024), UXGA (1600x1200), WUXGA (1920x1200)
09. Low all hostile crosstalk of -83dB @ 5MHz
10. Excellent ESD rating : exceeds 4000 V
11. Various User Interface controls:
    - Windows based GUI control via RS-232 port
    - Front Panel push buttons
    - IR wireless remote controller
    - Third party RS-232 controller (via simple ASCII)
12. Compatible with full HD high resolution Video player device and LCD/ Plasma monitor displays or Projector
13. Direct selection and confirm via Front push buttons with LED readout
14. Infrared : IR remote control (38KHz)
15. Support RS-232 interface control AP driver for PC 95/98/2000/xp A Windows-based control software Driver packaged
16. Support desktop with Ear mount and 19 inch 1U Rack mountable type panel
17. Support Lower power consumed full load under 1180mA
18. Power supply DC12Volt, Universal Type Switch 100~240VAC, 50/60Hz

SPECIFICATIONS

Type of VGA switcher	(8) inputs to (2) outputs VGA and Stereo Audio Matrix Switcher
Video Support	Analog VGA (75Ω), 1 Vp-p Output Signal (RGB) 0.7 Vp-p
Resolution supports	VGA, SVGA, XGA, SXGA, UXGA, WUXGA (1920x1200)
Video Bandwidth	VGA(RGBHV) : 425MHz, (-3dB) 200 mV p-p, 450MHz, (-3dB) 2V p-p, R=425MHz, G=425MHz, B=425MHz, H=110MHz, V=110MHz
Audio Frequency	Response range : 20Hz ~ 20KHz
Audio Bandwidth	60MHz, (Audio-Right = 60MHz, Audio-Left = 60MHz)
Input	(8)x Video (VGA-RGBHV) use D-sub HD15P connectors (8)x Audio (Stereo Audio) use 3.5mm OD Jacks
Output	(2)x Video (VGA-RGBHV) use D-sub HD15P connectors (2)x Audio (Stereo Audio) use 3.5mm OD Jacks
Source Status	Input status LEDs indicates presence of a live signal
Gain Flatness	90MHz, 0.1dB
Differential Gain Error	0.01%, 0.1dB
Differential Phase Error	0.02, 0.1dB (RL=150W)
Fast settling time	15ns To 0.1%
All Hostile Crosstalk	-83dB @ 5MHz, -54dB @ 50MHz
Channel Crosstalk	-56dB @ 100MHz
Slew Rate	1000 V/us, G=+1,2 V Step
High OFF Isolation	-100dB@10MHz
Output Current	100 mA
Infrared Frequency	38KHz
IR External Distance	~984 feet / 300 meters maximum
Switch Controls	1x Select Function buttons on front panel (Data status via LCD panel show out) 1x IR Remote Controller (switch control) 1x RS 232 series interface (switch control)
(10) Function key Control	1.Destination button (1) thru (2), 2.Source button (1) thru (8)
Chassis Material	Matal thin = 1 mm
Safety Approvals	CE, FCC, VCCI, Erp, WEEE
Dimension (WxDxH)	17.32" x 7.80" x 1.73" (440mm x 200mm x 44mm)
Rack Mount	1RU High 19" Rack Mount #1U-440L (with rack mount)
Weight	2.45 kg / 5.4 lb
Power Voltage Input	DC 12V @ 2A , Use Universal switch Type 50/60Hz, 100~240 VAC

© 2015 Copyrighted All Rights Reserved.

SB-4140

4x4 VGA MATRIX SWITCHER

Input : 4x VGA(RGBHV)
Output : 4x VGA(RGBHV)

VGA | MATRIX | RS-232 | PRO

Ear Rack : 1U-440L

INTRODUCTION

SB-4140 is a high speed Video Bandwidth 310MHz, Maximum 380MHz VGA (4) in To (4) out Matrix switcher product. It's one of the most innovative VGA (RGBHV) signals switching product. Support 19 inch Ear mount pair part number #1U-440L. It support (4) individual inputs with (4) individual outputs. Because it is a matrix routing switcher, any input may be routed to any output. It completely eliminates the need to constantly move around VGA input and output cables. This switcher is ideally suited for full HD High Definition LCD HDTV Television for VGA (R,B,G,H,V) signals or HD Plasma display monitor resolution applications. Control is provided front panel push buttons, IR remote or RS-232. A RS-232 Windows GUI interface is provided for matrix routing control (Windows only).

DIAGRAM TYPICAL

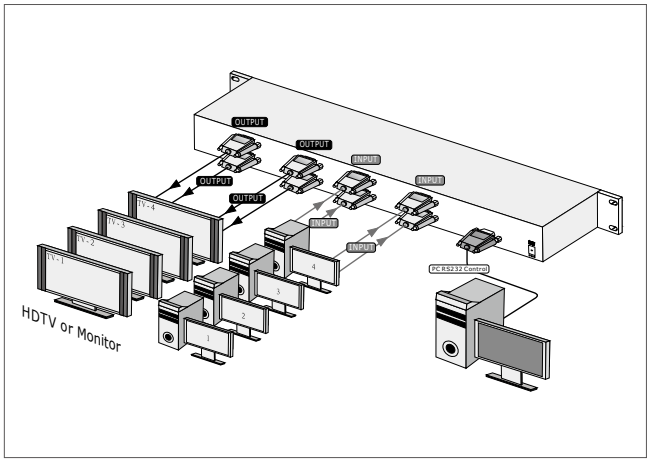

FEATURES

01. Support 4 inputs to 4 outputs VGA Matrix Switcher
02. Support PC Resolution VGA (640x480), SVGA (800x600), XGA (1024x768), SXGA (1280x1024), UXGA (1600x1200), WUXGA (1920x1200)
03. Video Bandwidth : 380MHz (-3dB), 200 mVp-p
04. Low all hostile crosstalk of -83dB @ 5MHz
05. Excellent ESD rating : exceeds 4000 V
06. Switching RGBHV in LCD monitors and plasma displays
07. Suitable for full HD high resolution Video player device and LCD/Plasma monitor displays
08. Direct selection and confirm via Front push buttons with LED readout
09. Infrared : IR remote control (38KHz)
10. Support RS-232 interface control driver for 95/98/2000/xp A Windows-based control software Driver packaged
11. RS-232 protocol list with manual attached
12. Enclosure type : Support 19 inch Ear & Rack mountable panel
13. Support Lower power consumed full load under 950 mA
14. Power supply offer a universal type 100~240 VAC switch

SPECIFICATIONS

Type of switcher	4 inputs to 4 outputs VGA Matrix Switcher
Video Bandwidth	380MHz, (-3dB) 200 mV p-p, 310MHz, (-3dB) 2V p-p, R=325MHz, G=325MHz, B=325MHz, H=110MHz, V=110MHz
Gain Flatness	90MHz, 0.1dB
Differential Gain Error	0.01%, 0.1dB
Differential Phase Error	0.02, 0.1dB (RL=150 W)
Fast settling time	15ns To 0.1%
All Hostile Crosstalk	-84db @ 5MHz, -54dB @ 50MHz
Channel Crosstalk	-56db @ 100MHz
Slew Rate	1000 V/us, G=+1,2 V Step
High OFF Isolation	-100dB @ 10MHz
Output Current	100 mA
Low power CMOS	550 uA Quiescent Current
Control	IR Remote Controller (38KHz), front panel selection buttons with LED readout and RS-232 PC control
Safety Approvals	CE, FCC,VCCI, Erp, WEEE
Dimension (WxDxH)	17.32" x 7.80" x 1.73" (440mm x 200mm x 44mm)
Weight	2.45 kg / 5.4 lb
Power Voltage Input	DC 12V @ 1.25A

© 2015 Copyrighted All Rights Reserved.

SB-4140LCM

4x4 VGA MATRIX SWITCHER

Input : 4x VGA(RGBHV)
Output : 4x VGA(RGBHV)

VGA | MATRIX | RS-232 | PRO

Ear Rack : 1U-440L

INTRODUCTION

SB-4140LCM is a high speed Video Bandwidth 310MHz, Maximum 380MHz VGA (4) in To (4) out Matrix switch product. It's one of the most innovative VGA (RGBHV) signals switching product. Support 19 inch Ear mount pair part number #1U-440L. It support (4) individual inputs with (4) individual outputs. Because it is a matrix routing switcher, any input may be routed to any output. It completely eliminates the need to constantly move around VGA input and output cables. This switcher is ideally suited for full HDTV Television for VGA (R,B,G,H,V) signals or HD Plasma display monitor resolution applications. Support world wide control key functions : ALL / OFF / RECALL / ENTER / MEMORY / EDID / LOCK, Control is provided Front panel push buttons, IR remote or RS-232. A RS-232 Windows GUI interface is provided for matrix routing control (Windows only).

DIAGRAM TYPICAL

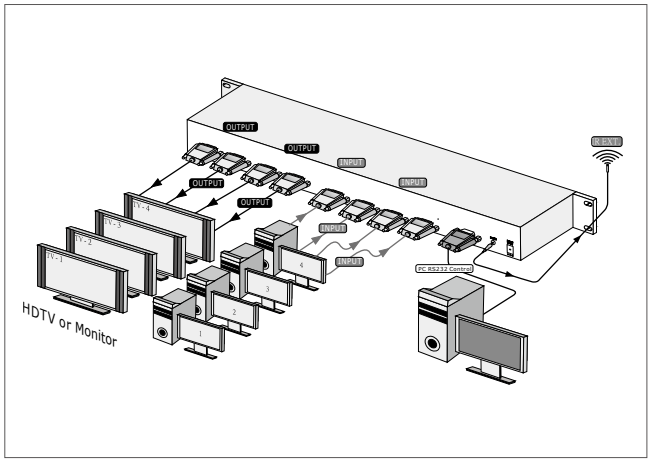

FEATURES

01. Support (4) inputs to (4) outputs VGA (RBGHV) Matrix Switcher
02. Input/Output signals via analog VGA (RGBHV)
03. Higher Video Bandwidth 380MHz (-3dB), 200 mVp-p each path signals.
04. Supported selection buttons direct channel on front panel.
05. Support PC Resolution VGA (640x480), SVGA (800x600), XGA (1024x768), SXGA (1280x1024), UXGA (1600x1200), WUXGA (1920x1200)
06. Low all hostile crosstalk of -83dB @ 5MHz
07. Excellent ESD rating : exceeds 4000 V
08. Various User Interface controls:
    - Windows based GUI control via RS-232 port
    - Front Panel push button
    - IR wireless remote controller
    - Third party RS-232 controller (via simple ASCII)
09. Suitable for full HD high resolution Video player device and LCD/Plasma monitor displays
10. Direct selection and confirm via front push buttons with LED readout
11. Infrared : IR remote control (38KHz)
12. Support world wide (6)x control function keys:
    Full function front panel controls: ALL / OFF / LOCK / RECALL / MEMORY / ENTER
13. Support RS-232 interface control AP driver for PC 95/98/2000/xp
14. A Windows-based control software Driver packaged
15. Support desktop with Ear mount and 19 inch 1U Rack mountable type panel
16. Support Lower power consumed full load under 950 mA
17. Power supply DC12Volt, Universal Type Switch 100~240VAC, 50/60Hz

SPECIFICATIONS

Type of VGA switch	4 inputs to 4 outputs VGA Matrix Switcher
Video Bandwidth	380MHz, (-3dB) 200 mV p-p, 310MHz, (-3dB) 2V p-p, R=325MHz, G=325MHz, B=325MHz, H=110MHz, V=110MHz
Input : VGA	4x Video (Composite Video) use VGA HD15P connectors
Output : VGA	4x Video (Composite Video) use VGA HD15P connectors
Source Status	Input status LEDs indicates presence of a live signal
Gain Flatness	90MHz, 0.1dB
Differential Gain Error	0.01%, 0.1dB
Differential Phase Error	0.02, 0.1dB (RL=150W)
Fast settling time	15ns To 0.1%
All Hostile Crosstalk	-84dB @ 5MHz, -54dB @ 50MHz
Channel Crosstalk	-56dB @ 100MHz
Slew Rate	1000 V/us, G=+1,2 V Step
High OFF Isolation	-100dB @ 10MHz
Output Current	100 mA
Low power CMOS	550 uA Quiescent Current
Infrared Frequency	38KHz
IR External Distance	~984 feet / 300 meters maximum
Switch Controls	1x Select & Function buttons on front panel (Data status via LCM panel show out) 1x IR Remote Controller (switch control) 1x RS 232 series interface (switch control)
(14) Function key Control	1.ALL, 2.OFF, 3.RECALL, 4.ENTER, 5.MEMORY, 6.LOCK, 7.Destination button 1 thru 4, 8.Source button 1 thru 4
Safety Approvals	CE, FCC, VCCI, Erp, WEEE
Dimension (WxDxH)	17.32" x 7.80" x 1.73" (440mm x 200mm x 44mm)
Rack Mount	1RU High 19" Rack Mount #1U-440L (with rack mount)
Weight	2.45 kg / 5.4 lb
Power Voltage Input	DC 12V @ 1.25A, Use Universal Type 50/60Hz,100~240 VAC

© 2015 Copyrighted All Rights Reserved.

SB-4144

4x4 VGA-AUDIO MATRIX SWITCHER

Input : 4x VGA(RGBHV), 4x Stereo Audio (AR/AL)
Output : 4x VGA(RGBHV), 4x Stereo Audio (AR/AL)

VGA | AUDIO | MATRIX | RS-232 | PRO

Ear Rack : 1U-440L

INTRODUCTION

SB-4144 is a true (4) in To (4) out Matrix Switcher with high speed Video Bandwidth 425MHz, Maximum 450MHz, Audio Bandwidth 60MHz. Support signals for VGA (RGBHV) and Stereo Audio (AR/AL) product. It is an (4) individual VGA(RGBHV) & Stereo Audio (AR/AL) inputs with (4) individual VGA(RGBHV) & Stereo Audio (AR/AL) outputs. Support 19 inch Ear mount pair part number #1U-440L. It support (4) individual inputs with (4) individual outputs. Because it is a matrix routing switcher, any inputs may be routed to any output. It completely eliminates the need to constantly move around VGA or Audio input and output cables. This switcher is ideally suited for full HD High Definition LCD TV, HD Television or HD Monitor for VGA (R,B,G,H,V) signals or full HD Plasma display monitor resolution applications. Control is provided front panel push buttons, IR remote or RS-232. A RS-232 Windows GUI interface is provided for matrix routing control (Windows only).

DIAGRAM TYPICAL

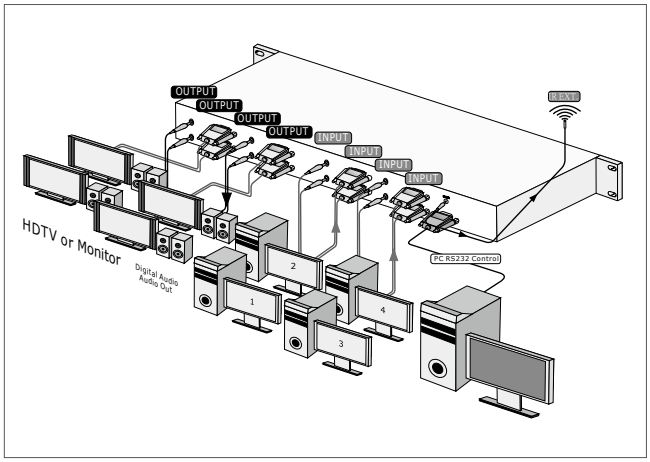

FEATURES

01. Support (4) inputs to (4) outputs VGA & Audio Matrix Switcher
02. Input signals via (4) analog VGA (RGBHV) and Stereo Audio (3.5mm OD Jack)
03. Output signals via (4) analog VGA (RGBHV) and Stereo Audio (3.5mm OD Jack)
04. Video Bandwidth 425MHz (-3dB), 200 mVp-p, maximum 450MHz, each path signals
05. Audio Bandwidth 60MHz (Audio-Right = 60Mhz, Audio-Left = 60MHz)
06. Audio Frequency Response range : 20Hz ~ 20KHz
07. Supported selection push buttons direct channel on front panel.
08. Support PC Resolution VGA (640x480), SVGA (800x600), XGA (1024x768), SXGA (1280x1024), UXGA (1600x1200), WUXGA (1920x1200)
09. Low all hostile crosstalk of -83dB @ 5MHz
10. Excellent ESD rating : exceeds 4000 V
11. Various User Interface controls :
    - Windows based GUI control via RS-232 port
    - Front Panel push buttons
    - IR wireless remote controller
    - Third party RS-232 controller (via simple ASCII)
12. Compatible with full HD high resolution Video player device and LCD/ Plasma monitor displays or Projector
13. Direct selection and confirm via Front push buttons with LED readout
14. Infrared : IR remote control (38KHz) Support RS-232 interface control AP driver for PC 95/98/2000/xp
15. A Windows-based control software Driver packaged
16. Support desktop with Ear mount and 19 inch 1U Rack mountable type panel
17. Support Lower power consumed full load under 950mA
18. Power supply DC12Volt, Universal Type Switch 100~240VAC, 50/60Hz

SPECIFICATIONS

Type of VGA switcher	(4) inputs to (4) outputs VGA and Stereo Audio Matrix Switcher
Video Support	Analog VGA (75Ω), 1 Vp-p Output Signal (RGB) 0.7 Vp-p
Resolution supports	VGA, SVGA, XGA, SXGA, UXGA, WUXGA (1920x1200)
Video Bandwidth	VGA(RGBHV) : 425MHz, (-3dB) 200 mV p-p, 450MHz, (-3dB) 2V p-p, R=425MHz, G=425MHz, B=425MHz, H=110MHz, V=110MHz
Audio Frequency	Response range : 20Hz ~ 20KHz
Audio Bandwidth	60MHz, (Audio-Right = 60MHz, Audio-Left = 60MHz)
Input	(4)x Video (VGA-RGBHV) use D-sub HD15P connectors (4)x Audio (Stereo Audio) use 3.5mm OD Jacks
Output	(4)x Video (VGA-RGBHV) use D-sub HD15P connectors (4)x Audio (Stereo Audio) use 3.5mm OD Jacks
Source Status	Input status LEDs indicates presence of a live signal
Gain Flatness	90MHz, 0.1dB
Differential Gain Error	0.01%, 0.1dB
Differential Phase Error	0.02, 0.1dB (RL=150W)
Fast settling time	15ns To 0.1%
All Hostile Crosstalk	-83dB @ 5MHz, -54dB @ 50MHz
Channel Crosstalk	-56dB @ 100MHz
Slew Rate	1000 V/us, G=+1,2 V Step
High OFF Isolation	-100dB @ 10MHz
Output Current	100mA
Infrared Frequency	38KHz
Switch Controls	1x Select Function buttons on front panel (Data status via LCD panel show out) 1x IR Remote Controller (switch control) 1x RS 232 series interface (switch control)
(8) Function key Control	1.Destination button (1) thru (4), 2.Source button (1) thru (4)
Chassis Material	Matal thin = 1mm
Safety Approvals	CE, FCC, VCCI, Erp, WEEE
Dimension (WxDxH)	17.32" x 7.80" x 1.73" (440mm x 200mm x 44mm)
Rack Mount	1RU High 19" Rack Mount #1U-440L (with rack mount)
Weight	2.45 kg / 5.4 lb
Power Voltage Input	DC 12V @ 2A, Use Universal switch Type 50/60Hz, 100~240 VAC

© 2015 Copyrighted All Rights Reserved.

SB-4144LCM

4x4 VGA & AUDIO MATRIX SWITCHER

Input : 4x VGA(RGBHV), 4x Stereo Audio (3.5mm OD Jack)
Output : 4x VGA(RGBHV), 4x Stereo Audio (3.5mm OD Jack)

VGA | AUDIO | MATRIX | RS-232 | PRO

Ear Rack : 1U-440L

INTRODUCTION

SB-4144LCM is a true (4) in To (4) out Matrix Switcher with high speed Video Bandwidth 425MHz, Maximum 450MHz, Audio Bandwidth 60MHz. Support signals for VGA (RGBHV) and Stereo Audio (AR/AL) product. It is an (4) individual VGA (RGBHV) & Stereo Audio (AR/AL) inputs with (4) individual VGA (RGBHV) & Stereo Audio (AR/AL) outputs. Support 19 inch Ear mount pair part number #1U-440L. It support (4) individual inputs with (4) individual outputs. Because it is a matrix routing switcher, any inputs may be routed to any output. It completely eliminates the need to constantly move around VGA or Audio input and output cables. This switcher is ideally suited for full HD High Definition LCD TV, HD Television or HD Monitor for VGA (R,B,G,H,V) signals or full HD Plasma display monitor resolution applications. Support world wide (6) button function control keys : 1.ALL, 2.OFF, 3.RECALL, 4.ENTER, 5.MEMORY, 6.LOCK. Control is provided Front panel push buttons, IR remote or RS-232. A RS-232 Windows GUI interface is provided for matrix routing control (Windows only).

DIAGRAM TYPICAL

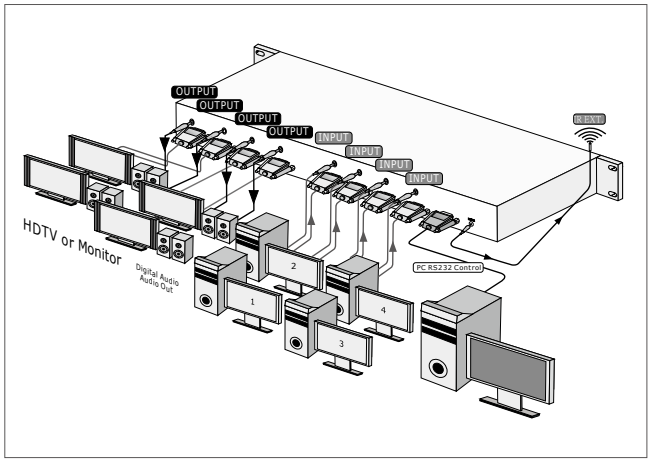

FEATURES

01. Support (4) inputs to (4) outputs VGA & Audio Over CAT5 Matrix Switcher
02. Input signals via (4) analog VGA (RGBHV) and Stereo Audio (3.5mm OD Jack)
03. Output signals via (4) analog VGA (RGBHV) and Stereo Audio (3.5mm OD Jack)
04. Video Bandwidth 425MHz (-3dB), 200 mVp-p, maximum 450MHz, each path signals
05. Audio Bandwidth 60MHz (Audio-Right = 60Mhz, Audio-Left = 60MHz)
06. Audio Frequency Respones Range : 20Hz ~ 20KHz
07. Supported selection push buttons direct channel on front panel
08. Support PC Resolution VGA (640x480), SVGA (800x600), XGA (1024x768), SXGA (1280x1024), UXGA (1600x1200), WUXGA (1920x1200)
09. Low all hostile crosstalk of -83dB @ 5MHz
10. Excellent ESD rating : exceeds 4000 V
11. Various User Interface controls:
    - Windows based GUI control via RS-232 port
    - Front Panel push buttons
    - IR wireless remote controller
    - IR External port (Switch Control)
    - Third party RS-232 controller (via simple ASCII)
12. Compatible with full HD high resolution Video player device and LCD/ Plasma monitor displays or Projector,
13. Direct selection and confirm via Front push buttons with LED readout
14. Infrared : IR remote control (38KHz)
15. Support world wide (6)x control function keys :
    Front panel full controls : ALL / OFF / LOCK / RECALL / MEMORY / ENTER
16. Support RS-232 interface control AP driver for PC 95/98/2000/xp
17. A Windows-based control software Driver packaged
18. Support desktop with Ear mount and 19 inch 1U Rack mountable type panel
19. Support Lower power consumed full load under 1050 mA
20. Power supply DC12Volt, Universal Type Switch 100~240VAC, 50/60Hz

SPECIFICATIONS

Type of VGA switcher	(4) inputs to (4) outputs VGA and Stereo Audio Matrix Switcher
Video Support	Analog VGA (75Ω), 1 Vp-p Output Signal (RGB) 0.7 Vp-p
Resolution supports	VGA, SVGA, XGA, SXGA, UXGA, WUXGA (1920x1200)
Video Bandwidth	VGA(RGBHV):425MHz, (-3dB) 200 mV p-p, 450MHz, (-3dB) 2V p-p, R=425MHz, G=425MHz, B=425MHz, H=110MHz, V=110MHz
Audio Frequency	Response range : 20Hz ~ 20KHz
Audio Bandwidth	60MHz, (Audio-Right = 60MHz, Audio-Left = 60MHz)
Input	(4)x Video (VGA-RGBHV) use D-sub HD15P connectors (4)x Audio (Stereo Audio) use 3.5mm OD Jacks
Output	(4)x Video (VGA-RGBHV) use D-sub HD15P connectors (4)x Audio (Stereo Audio) use 3.5mm OD Jacks
Source Status	Input status LEDs indicates presence of a live signal
Gain Flatness	90MHz, 0.1dB
Differential Gain Error	0.01%, 0.1dB
Differential Phase Error	0.02, 0.1dB (RL=150W)
Fast settling time	15ns To 0.1%
All Hostile Crosstalk	-83dB @ 5MHz, -54dB @ 50MHz
Channel Crosstalk	-56dB @ 100MHz
Slew Rate	1000 V/us, G=+1,2 V Step
High OFF Isolation	-100dB @ 10MHz
Output Current	100mA
Infrared Frequency	38KHz
IR External Distance	~984 feet / 300 meters maximum
Switch Controls	1x Select Function buttons on front panel (Data status via LCM panel show out) 1x IR Remote Controller (switch control) 1x IR External port (switch control) 1x RS-232 series interface (switch control)
(14) Function key Control	1.ALL, 2.OFF, 3.RECALL, 4.ENTER, 5.MEMORY, 6.LOCK, 7.Destination button (1) thru (4), 8.Source button (1) thru (4)
Chassis Material	Matal thin = 1mm
Safety Approvals	CE, FCC, VCCI, Erp, WEEE
Dimension (WxDxH)	17.32" x 7.80" x 1.73" (440mm x 200mm x 44mm)
Rack Mount	1RU High 19" Rack Mount #1U-440L (with rack mount)
Weight	2.45 kg / 5.4 lb
Power Voltage Input	DC 12V @ 2A, Use Universal switch Type 50/60Hz, 100~240 VAC

© 2015 Copyrighted All Rights Reserved.

SB-4144TB

4x4 VGA-AUDIO MATRIX SWITCHER

Input : 4x VGA(RGBHV), 4x Stereo Audio (Terminal Block 5-pins sockets)
Output : 4x VGA(RGBHV), 4x Stereo Audio (Terminal Block 5-pins sockets)

VGA | AUDIO | MATRIX | RS-232 | PRO | Terminal Block | BALANCE | VOLUME

Ear Rack : 1U-440L

INTRODUCTION

SB-4144TB is a true (4) in To (4) out Matrix Switcher with high speed Video Bandwidth 425MHz, Maximum 450MHz, Audio Bandwidth 60MHz. Support signals for VGA and Audio product. It is an (4) individual VGA & Stereo Audio(AR/AL) inputs with (4) individual VGA(RGBHV) & Stereo Audio(use Terminal Block 5pins Female Sockets) outputs. Stereo Audio output support Volume(+0~+100 levels) and Balance (L=0~50 , R=51~100) control function. Support 19 inch Ear mount pair part number #1U-440L and MRM is full 19 inch 1RU Rack mount part type. It support (4) individual inputs with (4) individual outputs. Because it is a matrix routing switcher, any inputs may be routed to any output. It completely eliminates the need to constantly move around VGA or Audio input and output cables. This switcher is ideally suited for full HD High Definition LCD TV, HD Television or HD Monitor for VGA (R,B,G,H,V) signals or full HD Plasma display monitor resolution applications. Support world wide (6) button function control keys: 1.ALL, 2.OFF, 3.RECALL, 4.ENTER, 5.MEMORY, 6.LOCK. Control is provided Front panel push buttons, IR remote or RS-232. A RS-232 Windows GUI interface is provided for matrix routing control (Windows only).

DIAGRAM TYPICAL

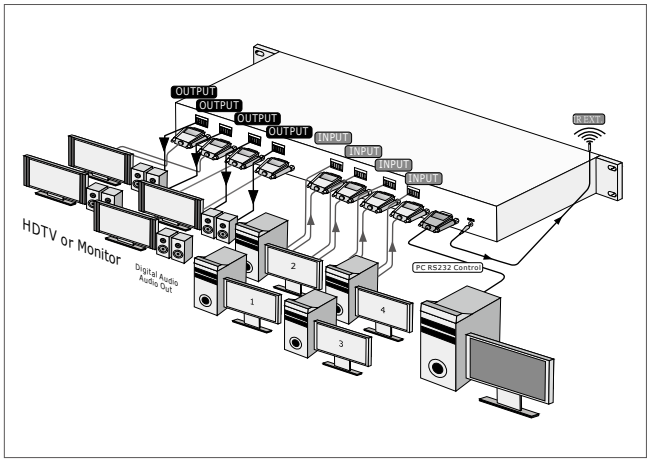

FEATURES

01. Support (4) inputs to (4) outputs VGA & Audio Matrix Switcher
02. Input signals via (4)x analog VGA (RGBHV) and Stereo Audio (Terminal Block 5pin Sockets)
03. Output signals via (4)x analog VGA (RGBHV) and Stereo Audio (Terminal Block 5pin Sockets)
04. Video Bandwidth 425MHz (-3dB), 200 mVp-p, maximum 450MHz, each path signals
05. Audio Bandwidth 60MHz (Audio-Right = 60Mhz, Audio-Left = 60MHz)
06. Audio Frequency Response Range : 20Hz ~ 20KHz
07. Stereo Audio output support Volume(+0~+100 levels) and Balance (L50~R50) control function.
08. Supported selection push buttons direct channel on front panel
09. Support PC Resolution VGA (640x480), SVGA (800x600), XGA (1024x768), SXGA (1280x1024), UXGA (1600x1200), WUXGA (1920x1200)
10. Low all hostile crosstalk of -83dB @ 5MHz
11. Excellent ESD rating : exceeds 4000 V
12. Various User Interface controls:
    - Windows based GUI control via RS-232 port
    - Front Panel push buttons
    - IR wireless remote controller
    - IR External port (Switch Control)
    - Third party RS-232 controller (via simple ASCII)
13. Compatible with full HD high resolution Video player device and LCD/ Plasma monitor displays or Projector
14. Direct selection and confirm via Front push buttons with LED readout
15. Infrared : IR remote control (38KHz)
16. Support world wide (6)x control function keys:
    Front panel full controls: ALL / OFF / LOCK / RECALL / MEMORY / ENTER
17. Support RS-232 interface control AP driver for PC 95/98/2000/xp
18. A Windows-based control software Driver packaged
19. Support desktop with Ear mount and 19 inch 1U Rack mountable type panel
20. Support Lower power consumed full load under 1250 mA
21. Power supply DC12Volt, Universal Type Switch 100~240VAC, 50/60Hz

SPECIFICATIONS

Type of VGA switcher	(4) inputs to (4) outputs VGA and Stereo Audio Matrix Switcher
Video Support	Analog VGA (75Ω), 1 Vp-p Output Signal (RGB) 0.7 Vp-p
Resolution supports	VGA, SVGA, XGA, SXGA, UXGA, WUXGA (1920x1200)
Video Bandwidth	VGA(RGBHV) : 425MHz, (-3dB) 200 mV p-p, 450MHz, (-3dB) 2V p-p, R=425MHz, G=425MHz, B=425MHz, H=110MHz, V=110MHz
Audio Frequency	Response range : 20Hz ~ 20KHz
Audio Bandwidth	60MHz, (Audio-Right = 60MHz, Audio-Left = 60MHz)
Input	(4)x Video (VGA-RGBHV) use D-sub HD15P connectors (4)x Audio (Stereo Audio) use Terminal Block 5pin Sockets
Output	(4)x Video (VGA-RGBHV) use D-sub HD15P connectors (4)x Audio (Stereo Audio) use Terminal Block 5pin Sockets
Audio Volume control	+0 ~ +100 levels (+6db)
Audio Balance control	L=+0 ~ +50, R=+51 ~ +100
Source Status	Input status LEDs indicates presence of a live signal
Gain Flatness	90MHz, 0.1dB
Differential Gain Error	0.01%, 0.1dB
Differential Phase Error	0.02, 0.1dB (RL=150W)
Fast settling time	15ns To 0.1%
All Hostile Crosstalk	-83dB @ 5MHz, -54dB @ 50MHz
Channel Crosstalk	-56dB @ 100MHz
Slew Rate	1000 V/us, G=+1,2 V Step
High OFF Isolation	-100dB @ 10MHz
Output Current	100mA
Infrared Frequency	38KHz
IR External Distance	~984 feet / 300 meters maximum
Switch Controls	1x Select Function buttons on front panel (Data status via LCM panel show out) 1x IR Remote Controller (switch control) 1x IR External port (switch control) 1x RS 232 series interface (switch control)
(14) Function key Control	1.ALL, 2.OFF, 3.RECALL, 4.ENTER, 5.MEMORY, 6.LOCK, 7.Destination button (1) thru (4), 8.Source button (1) thru (4)
Chassis Material	Matal thin = 1mm
Safety Approvals	CE, FCC, VCCI, Erp, WEEE
Dimension (WxDxH)	17.32" x 7.80" x 1.73" (440mm x 200mm x 44mm)
Rack Mount	1RU High 19 "Rack Mount #1U-440L (with rack mount)
Weight	About 2.45kg / 5.4 lb
Power Voltage Input	DC 12V @ 2A , Use Universal switch Type 50/60Hz, 100~240 VAC

© 2015 Copyrighted All Rights Reserved.

SB-4148

4x8 VGA-AUDIO MATRIX SWITCHER

Input : 4x VGA(RGBHV), 4x Stereo Audio (Terminal Block 5-pins sockets)
Output : 8x VGA(RGBHV), 4x Stereo Audio (Terminal Block 5-pins sockets)

VGA | AUDIO | MATRIX | RS-232 | PRO

Ear Rack : 1U-440L

INTRODUCTION

SB-4148 is a true (4) in To (8) out Matrix Switcher with high speed Video Bandwidth 425MHz, Maximum 450MHz, Audio Bandwidth 60MHz. Support signals for VGA (RGBHV) and Stereo Audio (AR/AL) product. It is an (4) individual VGA(RGBHV) & Stereo Audio(AR/AL) inputs with (8) individual VGA(RGBHV) & Stereo Audio(AR/AL) outputs. Support 19 inch Ear mount pair part number #1U-440L. It support (4) individual inputs with (8) individual outputs. Because it is a matrix routing switcher, any inputs may be routed to any output. It completely eliminates the need to constantly move around VGA or Audio input and output cables. This switcher is ideally suited for full HD High Definition LCD TV, HD Television or HD Monitor for VGA (R,B,G,H,V) signals or full HD Plasma display monitor resolution applications. Control is provided Front panel push buttons, IR remote or RS-232. A RS-232 Windows GUI interface is provided for matrix routing control (Windows only).

DIAGRAM TYPICAL

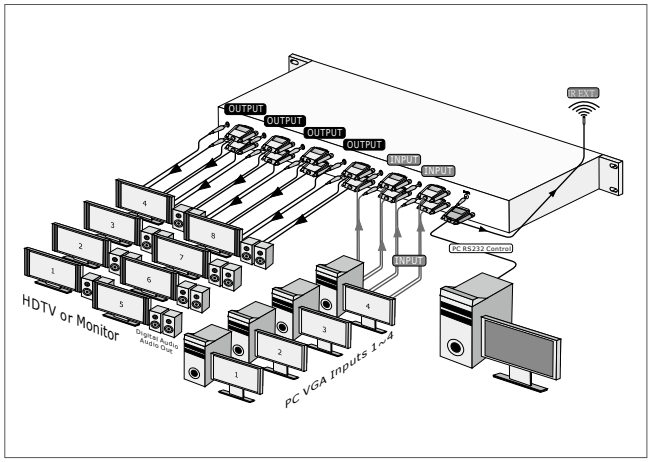

FEATURES

01. Support (4) inputs to (8) outputs VGA & Audio Matrix Switcher
02. Input signals via (4)x analog VGA (RGBHV) and Stereo Audio (3.5mm OD Jack)
03. Output signals via (8)x analog VGA (RGBHV) and Stereo Audio (3.5mm OD Jack)
04. Video Bandwidth 425MHz (-3dB), 200 mVp-p, maximum 450MHz, each path signals
05. Audio Bandwidth 60MHz (Audio-Right = 60Mhz, Audio-Left = 60MHz)
06. Audio Frequency Response range : 20Hz ~ 20KHz
07. Supported selection push buttons direct channel on front panel
08. Support PC Resolution VGA (640x480), SVGA (800x600), XGA (1024x768), SXGA (1280x1024), UXGA (1600x1200), WUXGA (1920x1200)
09. Low all hostile crosstalk of -83dB @ 5MHz
10. Excellent ESD rating : exceeds 4000 V
11. Various User Interface controls:
    - Windows based GUI control via RS-232 port
    - Front Panel push buttons
    - IR wireless remote controller
    - Third party RS-232 controller (via simple ASCII)
12. Compatible with full HD high resolution Video player device and LCD/ Plasma monitor displays or Projector
13. Direct selection and confirm via Front push buttons with LED readout
14. Infrared : IR remote control (38KHz) Support RS-232 interface control AP driver for PC 95/98/2000/xp
15. A Windows-based control software Driver packaged
16. Support desktop with Ear mount and 19 inch 1U Rack mountable type panel
17. Support Lower power consumed full load under 1140mA
18. Power supply DC12Volt, Universal Type Switch 100~240VAC, 50/60Hz

SPECIFICATIONS

Type of VGA switcher	(4) inputs to (8) outputs VGA and Stereo Audio Matrix Switcher
Video Support	Analog VGA (75Ω), 1 Vp-p Output Signal (RGB) 0.7 Vp-p
Resolution supports	VGA, SVGA, XGA, SXGA, UXGA, WUXGA (1920x1200)
Video Bandwidth	VGA(RGBHV) : 425MHz, (-3dB) 200 mV p-p, 450MHz, (-3dB) 2V p-p, R=425MHz, G=425MHz, B=425MHz, H=110MHz, V=110MHz
Audio Frequency	Response range : 20Hz ~ 20KHz
Audio Bandwidth	60MHz, (Audio-Right = 60MHz, Audio-Left = 60MHz)
Input	(4)x Video (VGA-RGBHV) use D-sub HD15P connectors (4)x Audio (Stereo Audio) use 3.5mm OD Jacks
Output	(8)x Video (VGA-RGBHV) use D-sub HD15P connectors (8)x Audio (Stereo Audio) use 3.5mm OD Jacks
Source Status	Input status LEDs indicates presence of a live signal
Gain Flatness	90MHz, 0.1dB
Differential Gain Error	0.01%, 0.1dB
Differential Phase Error	0.02, 0.1dB (RL=150W)
Fast settling time	15ns To 0.1%
All Hostile Crosstalk	-83dB @ 5MHz, -54dB @ 50MHz
Channel Crosstalk	-56dB @ 100MHz
Slew Rate	1000 V/us, G=+1,2 V Step
High OFF Isolation	-100dB @ 10MHz
Output Current	100mA
Infrared Frequency	38KHz
IR External Distance	~984 feet / 300 meters maximum.
Switch Controls	1x Select Function buttons on front panel (Data status via LCD panel show out) 1x IR Remote Controller (switch control) 1x RS 232 series interface (switch control)
(12) Function key Control	1.Destination button (1) thru (8), 2.Source button (1) thru (4)
Chassis Material	Matal thin = 1 mm
Safety Approvals	CE, FCC, VCCI, Erp, WEEE
Dimension (WxDxH)	17.32" x 7.80" x 1.73" (440mm x 200mm x 44mm)
Rack Mount	1RU High 19" Rack Mount #1U-440L (with rack mount)
Weight	2.45 kg / 5.4 lb
Power Voltage Input	DC 12V @ 2A , Use Universal switch Type 50/60Hz, 100~240 VAC

© 2015 Copyrighted All Rights Reserved.

SB-4148LCM

4x8 VGA & AUDIO MATRIX SWITCHER

Input : 4x VGA(RGBHV), 4x Stereo Audio (3.5mm OD Jack)
Output : 8x VGA(RGBHV), 8x Stereo Audio (3.5mm OD Jack)

VGA | AUDIO | MATRIX | RS-232 | PRO

Ear Rack : 1U-440L

INTRODUCTION

SB-4148LCM is a true (4) in To (8) out Matrix Switcher with high speed Video Bandwidth 425MHz, Maximum 450MHz, Audio Bandwidth 60MHz. Support signals for VGA (RGBHV) and Stereo Audio (AR/AL) product. It is an (4) individual VGA(RGBHV) & Stereo Audio (AR/AL) inputs with (8) individual VGA(RGBHV) & Stereo Audio(AR/AL) outputs. Support 19 inch Ear mount pair part number #1U-440L. It support (4) individual inputs with (8) individual outputs. Because it is a matrix routing switcher, any inputs may be routed to any output. It completely eliminates the need to constantly move around VGA or Audio input and output cables. This switcher is ideally suited for full HD High Definition LCD TV, HD Television or HD Monitor for VGA (R,B,G,H,V) signals or full HD Plasma display monitor resolution applications. Support world wide (6) button function control keys: 1.ALL, 2.OFF, 3.RECALL, 4.ENTER, 5.MEMORY, 6.LOCK. Control is provided front panel push buttons, IR remote or RS-232. A RS-232 Windows GUI interface is provided for matrix routing control (Windows only).

DIAGRAM TYPICAL

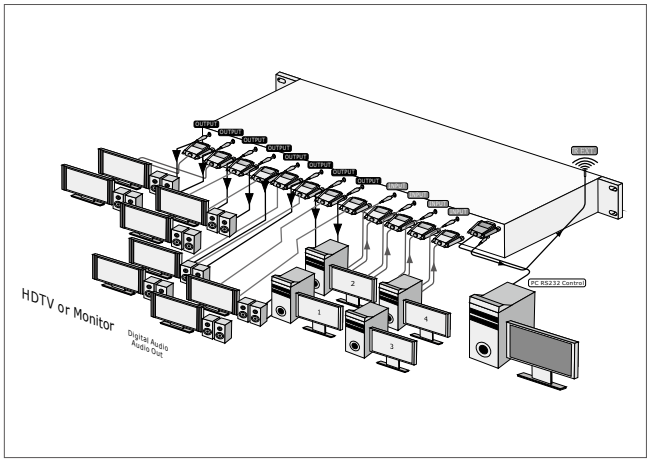

FEATURES

01. Support (4) inputs to (8) outputs VGA & Audio Matrix Switcher
02. Input signals via (4)x analog VGA (RGBHV) and Stereo Audio (3.5mm OD Jack)
03. Output signals via (8)x analog VGA (RGBHV) and Stereo Audio (3.5mm OD Jack)
04. Video Bandwidth 425MHz (-3dB), 200 mVp-p, maximum 450MHz, each path signals
05. Audio Bandwidth 60MHz (Audio-Right = 60Mhz, Audio-Left = 60MHz)
06. Audio Frequency Respones Range : 20Hz ~ 20KHz
07. Supported selection push buttons direct channel on front panel
08. Support PC Resolution VGA (640x480), SVGA (800x600), XGA (1024x768), SXGA (1280x1024), UXGA (1600x1200), WUXGA (1920x1200)
09. Low all hostile crosstalk of -83dB @ 5MHz
10. Excellent ESD rating : exceeds 4000 V
11. Various User Interface controls:
    - Windows based GUI control via RS-232 port
    - Front Panel push buttons
    - IR wireless remote controller
    - IR External port (Switch Control)
    - Third party RS-232 controller (via simple ASCII)
12. Compatible with full HD high resolution Video player device and LCD/ Plasma monitor displays or Projector
13. Direct selection and confirm via front push buttons with LED readout
14. Infrared : IR remote control (38KHz)
15. Support world wide (6)x control function keys:
    Front panel full controls : ALL / OFF / LOCK / RECALL / MEMORY / ENTER
16. Support RS-232 interface control AP driver for PC 95/98/2000/xp
17. A Windows-based control software Driver packaged
18. Support desktop with Ear mount and 19 inch 1U Rack mountable type panel
19. Support Lower power consumed full load under 1120 mA
20. Power supply DC12Volt, Universal Type Switch 100~240VAC, 50/60Hz

SPECIFICATIONS

Type of VGA switcher	(4) inputs to (8) outputs VGA and Stereo Audio Matrix Switcher
Video Support	Analog VGA (75Ω), 1 Vp-p Output Signal (RGB) 0.7 Vp-p
Resolution supports	VGA, SVGA, XGA, SXGA, UXGA, WUXGA (1920x1200)
Video Bandwidth	VGA(RGBHV) : 425MHz, (-3dB) 200 mV p-p, 450MHz, (-3dB) 2V p-p, R=425MHz, G=425MHz, B=425MHz, H=110MHz, V=110MHz
Audio Frequency	Response range : 20Hz ~ 20KHz
Audio Bandwidth	60MHz, (Audio-Right = 60MHz, Audio-Left = 60MHz)
Input	(4)x Video (VGA-RGBHV) use D-sub HD15P connectors (4)x Audio (Stereo Audio) use 3.5mm OD Jacks
Output	(8)x Video (VGA-RGBHV) use D-sub HD15P connectors (8)x Audio (Stereo Audio) use 3.5mm OD Jacks
Source Status	Input status LEDs indicates presence of a live signal
Gain Flatness	90MHz, 0.1dB
Differential Gain Error	0.01%, 0.1dB
Differential Phase Error	0.02, 0.1dB (RL=150W)
Fast settling time	15ns To 0.1%
All Hostile Crosstalk	-83dB @ 5MHz, -54dB @ 50MHz
Channel Crosstalk	-56dB @ 100MHz
Slew Rate	1000 V/us, G=+1,2 V Step
High OFF Isolation	-100dB@10MHz
Output Current	100 mA
Infrared Frequency	38KHz
IR External Distance	~984 feet / 300 meters maximum.
Switch Controls	1x Select Function buttons on front panel (Data status via LCM panel show out) 1x IR Remote Controller (switch control) 1x IR External port (switch control) 1x RS 232 series interface (switch control)
(18) Function key Control	1.ALL, 2.OFF, 3.RECALL, 4.ENTER, 5.MEMORY, 6.LOCK, 7.Destination button (1) thru (8), 8.Source button (1) thru (4)
Chassis Material	Matal thin = 1 mm
Safety Approvals	CE, FCC, VCCI, Erp, WEEE
Dimension (WxDxH)	17.32" x 7.80" x 1.73" (440mm x 200mm x 44mm)
Rack Mount	1RU High 19 "Rack Mount #1U-440L (with rack mount)
Weight	2.45 kg / 5.4 lb
Power Voltage Input	DC 12V @ 2A , Use Universal switch Type 50/60Hz, 100~240 VAC

© 2015 Copyrighted All Rights Reserved.

SB-4148TB

4x8 VGA-AUDIO MATRIX SWITCHER

Input : 4x VGA(RGBHV), 4x Stereo Audio (Terminal Block 5-pins sockets)
Output : 8x VGA(RGBHV), 8x Stereo Audio (Terminal Block 5-pins sockets)

VGA | AUDIO | MATRIX | RS-232 | PRO | Terminal Block | BALANCE | VOLUME

Ear Rack : 1U-440L

INTRODUCTION

SB-4148TB is a true (4) in To (8) out Matrix Switcher with high speed Video Bandwidth 425MHz, Maximum 450MHz, Audio Bandwidth 60MHz. Support signals for VGA and Audio product. It is an (4) individual VGA & Stereo Audio(AR/AL) inputs with (8) individual VGA(RGBHV) & Stereo Audio(use Terminal Block 5pins Female Sockets) outputs. Support 19 inch Ear mount pair part number #1U-440L. It support (4) individual inputs with (8) individual outputs. Because it is a matrix routing switcher, any inputs may be routed to any output. It completely eliminates the need to constantly move around VGA or Audio input and output cables. This switcher is ideally suited for full HD High Definition LCD TV, HD Television or HD Monitor for VGA (R,B,G,H,V) signals or full HD Plasma display monitor resolution applications. Support world wide (6) button function control keys: 1.ALL, 2.OFF, 3.RECALL, 4.ENTER, 5.MEMORY, 6.LOCK. Control is provided Front panel push buttons, IR remote or RS-232. A RS-232 Windows GUI interface is provided for matrix routing control (Windows only).

DIAGRAM TYPICAL

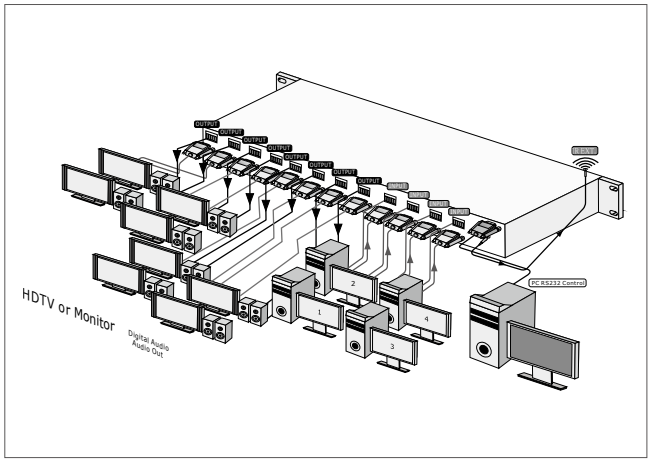

FEATURES

01. Support (4) inputs to (8) outputs VGA & Audio Matrix Switcher
02. Input signals via (4)x analog VGA (RGBHV) and Stereo Audio (Terminal Block 5pin Sockets)
03. Output signals via (8)x analog VGA (RGBHV) and Stereo Audio (Terminal Block 5pin Sockets)
04. Video Bandwidth 425MHz (-3dB), 200 mVp-p, maximum 450MHz, each path signals
05. Audio Bandwidth 60MHz (Audio-Right = 60Mhz, Audio-Left = 60MHz)
06. Audio Frequency Response Range : 20Hz ~ 20KHz
07. Supported selection push buttons direct channel on front panel
08. Support PC Resolution VGA (640x480), SVGA (800x600), XGA (1024x768), SXGA (1280x1024), UXGA (1600x1200), WUXGA (1920x1200)
09. Low all hostile crosstalk of -83dB @ 5MHz
10. Excellent ESD rating : exceeds 4000 V
11. Various User Interface controls:
    - Windows based GUI control via RS-232 port
    - Front Panel push buttons
    - IR wireless remote controller
    - IR External port (Switch Control)
    - Third party RS-232 controller (via simple ASCII)
12. Compatible with full HD high resolution Video player device and LCD/ Plasma monitor displays or Projector
13. Direct selection and confirm via Front push buttons with LED readout
14. Infrared : IR remote control (38KHz)
15. Support world wide (6)x control function keys:
    Front panel full controls: ALL / OFF / LOCK / RECALL / MEMORY / ENTER
16. Support RS-232 interface control AP driver for PC 95/98/2000/xp
17. A Windows-based control software Driver packaged
18. Support desktop with Ear mount and 19 inch 1U Rack mountable type panel
19. Support Lower power consumed full load under 1250 mA
20. Power supply DC12Volt, Universal Type Switch 100~240VAC, 50/60Hz

SPECIFICATIONS

Type of VGA switcher	(4) inputs to (8) outputs VGA and Stereo Audio Matrix Switcher
Video Support	Analog VGA (75Ω), 1 Vp-p Output Signal (RGB) 0.7 Vp-p
Resolution supports	VGA, SVGA, XGA, SXGA, UXGA, WUXGA (1920x1200)
Video Bandwidth	VGA(RGBHV) : 425MHz, (-3dB) 200 mV p-p, 450MHz, (-3dB) 2V p-p, R=425MHz, G=425MHz, B=425MHz, H=110MHz, V=110MHz
Audio Frequency	Response range : 20Hz ~ 20KHz
Audio Bandwidth	60MHz, (Audio-Right = 60MHz, Audio-Left = 60MHz)
Input	(4)x Video (VGA-RGBHV) use D-sub HD15P connectors (4)x Audio (Stereo Audio) use Terminal Block 5pin Sockets
Output	(8)x Video (VGA-RGBHV) use D-sub HD15P connectors (8)x Audio (Stereo Audio) use Terminal Block 5pin Sockets
Source Status	Input status LEDs indicates presence of a live signal
Gain Flatness	90MHz, 0.1dB
Differential Gain Error	0.01%, 0.1dB
Differential Phase Error	0.02, 0.1dB (RL=150W)
Fast settling time	15ns To 0.1%
All Hostile Crosstalk	-83dB @ 5MHz, -54dB @ 50MHz
Channel Crosstalk	-56dB @ 100MHz
Slew Rate	1000 V/us, G=+1,2 V Step
High OFF Isolation	-100dB@10MHz
Output Current	100 mA
Infrared Frequency	38KHz
IR External Distance	~984 feet / 300 meters maximum
Switch Controls	1x Select Function buttons on front panel (Data status via LCM panel show out) 1x IR Remote Controller (switch control) 1x IR External port (switch control) 1x RS 232 series interface (switch control)
(18) Function key Control	1.ALL, 2.OFF, 3.RECALL, 4.ENTER, 5.MEMORY, 6.LOCK, 7.Destination button (1) thru (8), 8.Source button (1) thru (4)
Chassis Material	Matal thin = 1 mm
Safety Approvals	CE, FCC, VCCI, Erp, WEEE
Dimension (WxDxH)	17.32" x 7.80" x 1.73" (440mm x 200mm x 44mm)
Rack Mount	1RU High 19" Rack Mount #1U-440L (with rack mount)
Weight	2.45 kg / 5.4 lb
Power Voltage Input	DC 12V @ 2A , Use Universal switch Type 50/60Hz, 100~240 VAC

© 2015 Copyrighted All Rights Reserved.

SB-4184

8x4 VGA-AUDIO MATRIX SWITCHER

Input : 8x VGA(RGBHV), 8x Stereo Audio (AR/AL)
Output : 4x VGA(RGBHV), 4x Stereo Audio (AR/AL)

VGA | AUDIO | MATRIX | RS-232 | PRO

Ear Rack : 1U-440L

INTRODUCTION

SB-4184 is a true (8) in To (4) out Matrix Switcher with high speed Video Bandwidth 425MHz, Maximum 450MHz, Audio Bandwidth 60MHz. Support signals for VGA (RGBHV) and Stereo Audio (AR/AL) product. It is an (8) individual VGA(RGBHV) & Stereo Audio(AR/AL) inputs with (4) individual VGA(RGBHV) & Stereo Audio(AR/AL) outputs. Support 19 inch Ear mount pair part number #1U-440L. It support (8) individual inputs with (4) individual outputs. Because it is a matrix routing switcher, any inputs may be routed to any output. It completely eliminates the need to constantly move around VGA or Audio input and output cables. This switcher is ideally suited for full HD High Definition LCD TV, HD Television or HD Monitor for VGA (R,B,G,H,V) signals or full HD Plasma display monitor resolution applications. Control is provided Front panel push buttons, IR remote or RS-232. A RS-232 Windows GUI interface is provided for matrix routing control (Windows only).

DIAGRAM TYPICAL

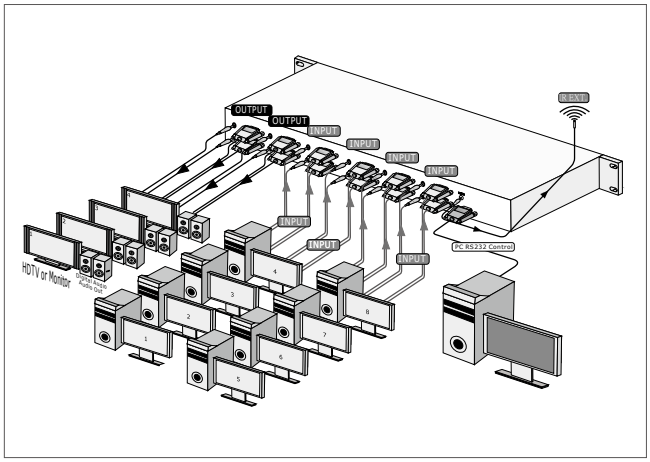

FEATURES

01. Support (8) inputs to (4) outputs VGA & Audio Matrix Switcher
02. Input signals via (8)x analog VGA (RGBHV) and Stereo Audio (3.5mm OD Jack)
03. Output signals via (4)x analog VGA (RGBHV) and Stereo Audio (3.5mm OD Jack)
04. Video Bandwidth 425MHz (-3dB), 200 mVp-p, maximum 450MHz, each path signals
05. Audio Bandwidth 60MHz (Audio-Right = 60Mhz, Audio-Left = 60MHz)
06. Audio Frequency Response range : 20Hz ~ 20KHz
07. Supported selection push buttons direct channel on front panel
08. Support PC Resolution VGA (640x480), SVGA (800x600), XGA (1024x768), SXGA (1280x1024), UXGA (1600x1200), WUXGA (1920x1200)
09. Low all hostile crosstalk of -83dB @ 5MHz
10. Excellent ESD rating : exceeds 4000 V
11. Various User Interface controls:
    - Windows based GUI control via RS-232 port
    - Front Panel push buttons
    - IR wireless remote controller
    - Third party RS-232 controller (via simple ASCII)
12. Compatible with full HD high resolution Video player device and LCD/ Plasma monitor displays or Projector
13. Direct selection and confirm via Front push buttons with LED readout
14. Infrared : IR remote control (38KHz)
15. Support RS-232 interface control AP driver for PC 95/98/2000/xp A Windows-based control software Driver packaged
16. Support desktop with Ear mount and 19 inch 1U Rack mountable type panel
17. Support Lower power consumed full load under 1180mA
18. Power supply DC12Volt, Universal Type Switch 100~240VAC, 50/60Hz

SPECIFICATIONS

Type of VGA switcher	(8) inputs to (4) outputs VGA and Stereo Audio Matrix Switcher
Video Support	Analog VGA (75Ω), 1 Vp-p Output Signal (RGB) 0.7 Vp-p
Resolution supports	VGA, SVGA, XGA, SXGA, UXGA, WUXGA (1920x1200)
Video Bandwidth	VGA(RGBHV) : 425MHz, (-3dB) 200 mV p-p, 450MHz, (-3dB) 2V p-p, R=425MHz, G=425MHz, B=425MHz, H=110MHz, V=110MHz
Audio Frequency	Response range : 20Hz ~ 20KHz
Audio Bandwidth	60MHz, (Audio-Right = 60MHz, Audio-Left = 60MHz)
Input	(8)x Video (VGA-RGBHV) use D-sub HD15P connectors (8)x Audio (Stereo Audio) use 3.5mm OD Jacks
Output	(4)x Video (VGA-RGBHV) use D-sub HD15P connectors (4)x Audio (Stereo Audio) use 3.5mm OD Jacks
Source Status	Input status LEDs indicates presence of a live signal
Gain Flatness	90MHz, 0.1dB
Differential Gain Error	0.01%, 0.1dB
Differential Phase Error	0.02, 0.1dB (RL=150W)
Fast settling time	15ns To 0.1%
All Hostile Crosstalk	-83dB @ 5MHz, -54dB @ 50MHz
Channel Crosstalk	-56dB @ 100MHz
Slew Rate	1000 V/us, G=+1,2 V Step
High OFF Isolation	-100dB @ 10MHz
Output Current	100mA
Infrared Frequency	38KHz
IR External Distance	~984 feet / 300 meters maximum
Switch Controls	1x Select Function buttons on front panel (Data status via LCD panel show out) 1x IR Remote Controller (switch control) 1x RS 232 series interface (switch control)
(12) Function key Control	1.Destination button (1) thru (4), 2.Source button (1) thru (8)
Chassis Material	Matal thin = 1 mm
Safety Approvals	CE, FCC, VCCI, Erp, WEEE
Dimension (WxDxH)	17.32" x 7.80" x 1.73" (440mm x 200mm x 44mm)
Rack Mount	1RU High 19" Rack Mount #1U-440L (with rack mount)
Weight	2.45 kg / 5.4 lb
Power Voltage Input	DC 12V @ 2A , Use Universal switch Type 50/60Hz, 100~240 VAC

© 2015 Copyrighted All Rights Reserved.

SB-4184LCM

8x4 VGA & AUDIO MATRIX SWITCHER

Input : 8x VGA(RGBHV), 8x Stereo Audio (3.5mm OD Jack)
Output : 4x VGA(RGBHV), 4x Stereo Audio (3.5mm OD Jack)

VGA | AUDIO | MATRIX | RS-232 | PRO

Ear Rack : 1U-440L

INTRODUCTION

SB-4184LCM is a true (8) in To (4) out Matrix Switcher with high speed Video Bandwidth 425MHz, Maximum 450MHz, Audio Bandwidth 60MHz. Support signals for VGA (RGBHV) and Stereo Audio (AR/AL) product. It is an (8) individual VGA(RGBHV) & Stereo Audio(AR/AL) inputs with (4) individual VGA(RGBHV) & Stereo Audio(AR/AL) outputs. Support 19 inch Ear mount pair part number #1U-440L. It support (8) individual inputs with (4) individual outputs. Because it is a matrix routing switcher, any inputs may be routed to any output. It completely eliminates the need to constantly move around VGA or Audio input and output cables. This switcher is ideally suited for full HD High Definition LCD TV, HD Television or HD Monitor for VGA (R,B,G,H,V) signals or full HD Plasma display monitor resolution applications. Support world wide (6) button function control keys: 1.ALL, 2.OFF, 3.RECALL, 4.ENTER, 5.MEMORY, 6.LOCK. Control is provided Front panel push buttons, IR remote or RS-232. A RS-232 Windows GUI interface is provided for matrix routing control (Windows only).

DIAGRAM TYPICAL

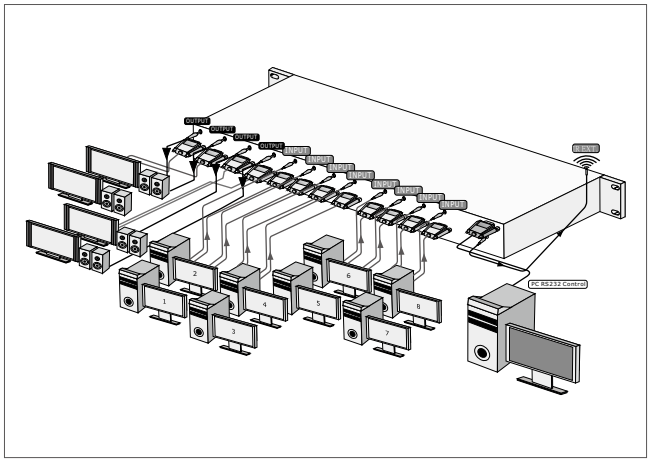

FEATURES

01. Support (8) inputs to (4) outputs VGA & Audio Matrix Switcher
02. Input signals via (8) analog VGA (RGBHV) and Stereo Audio (3.5mm OD Jack)
03. Output signals via (4) analog VGA (RGBHV) and Stereo Audio (3.5mm OD Jack)
04. Video Bandwidth 425MHz (-3dB), 200 mVp-p, maximum 450MHz, each path signals
05. Audio Bandwidth 60MHz (Audio-Right = 60Mhz, Audio-Left = 60MHz)
06. Audio Frequency Respones Range : 20Hz ~ 20KHz
07. Supported selection push buttons direct channel on front panel
08. Support PC Resolution VGA (640x480), SVGA (800x600), XGA (1024x768), SXGA (1280x1024), UXGA (1600x1200), WUXGA (1920x1200)
09. Low all hostile crosstalk of -83dB @ 5MHz
10. Excellent ESD rating : exceeds 4000 V
11. Various User Interface controls :
    - Windows based GUI control via RS-232 port
    - Front Panel push buttons
    - IR wireless remote controller
    - IR External port (Switch Control)
    - Third party RS-232 controller (via simple ASCII)
12. Compatible with full HD high resolution Video player device and LCD/ Plasma monitor displays or Projector
13. Direct selection and confirm via Front push buttons with LED readout
14. Infrared : IR remote control (38KHz)
15. Support world wide (6)x control function keys :
    Front panel full controls : ALL / OFF / LOCK / RECALL / MEMORY / ENTER
16. Support RS-232 interface control AP driver for PC 95/98/2000/xp
17. A Windows-based control software Driver packaged
18. Support desktop with Ear mount and 19 inch 1U Rack mountable type panel
19. Support Lower power consumed full load under 1050 mA
20. Power supply DC12Volt, Universal Type Switch 100~240VAC, 50/60Hz

SPECIFICATIONS

Type of VGA switcher	(8) inputs to (4) outputs VGA and Stereo Audio Matrix Switcher
Video Support	Analog VGA (75Ω), 1 Vp-p Output Signal (RGB) 0.7 Vp-p
Resolution supports	VGA, SVGA, XGA, SXGA, UXGA, WUXGA (1920x1200)
Video Bandwidth	VGA(RGBHV) : 425MHz, (-3dB) 200 mV p-p, 450MHz, (-3dB) 2V p-p, R=425MHz, G=425MHz, B=425MHz, H=110MHz, V=110MHz
Audio Frequency	Response range : 20Hz ~ 20KHz
Audio Bandwidth	60MHz, (Audio-Right = 60MHz, Audio-Left = 60MHz)
Input	(8)x Video (VGA-RGBHV) use D-sub HD15P connectors (8)x Audio (Stereo Audio) use 3.5mm OD Jacks
Output	(4)x Video (VGA-RGBHV) use D-sub HD15P connectors (4)x Audio (Stereo Audio) use 3.5mm OD Jacks
Source Status	Input status LEDs indicates presence of a live signal
Gain Flatness	90MHz, 0.1dB
Differential Gain Error	0.01%, 0.1dB
Differential Phase Error	0.02, 0.1dB (RL=150W)
Fast settling time	15ns To 0.1%
All Hostile Crosstalk	-83dB @ 5MHz, -54dB @ 50MHz
Channel Crosstalk	-56dB @ 100MHz
Slew Rate	1000 V/us, G=+1,2 V Step
High OFF Isolation	-100dB@10MHz
Output Current	100mA
Infrared Frequency	38KHz
IR External Distance	~984 feet / 300 meters maximum.
Switch Controls	1x Select Function buttons on front panel (Data status via LCM panel show out) 1x IR Remote Controller (switch control) 1x IR External port (switch control) 1x RS 232 series interface (switch control)
(18) Function key Control	1.ALL, 2.OFF, 3.RECALL, 4.ENTER, 5.MEMORY, 6.LOCK, 7.Destination button (1) thru (4), 8.Source button (1) thru (8)
Chassis Material	Matal thin = 1 mm
Safety Approvals	CE, FCC, VCCI, Erp, WEEE
Dimension (WxDxH)	17.32" x 7.80" x 1.73" (440mm x 200mm x 44mm)
Rack Mount	1RU High 19" Rack Mount #1U-440L (with rack mount)
Weight	2.45kg / 5.4 lb
Power Voltage Input	DC 12V @ 2A , Use Universal switch Type 50/60Hz, 100~240 VAC

© 2015 Copyrighted All Rights Reserved.

SB-4184TB

8x4 VGA-AUDIO MATRIX SWITCHER

Input : 8x VGA(RGBHV), 8x Stereo Audio (Terminal Block)
Output : 4x VGA(RGBHV), 4x Stereo Audio (Terminal Block)

VGA | AUDIO | MATRIX | RS-232 | PRO | Terminal Block | BALANCE | VOLUME

Ear Rack : 1U-440L

INTRODUCTION

SB-4184TB is a true (8) in To (4) out Matrix Switcher with high speed Video Bandwidth 425MHz, Maximum 450MHz, Audio Bandwidth 60MHz. Support signals for VGA and Audio product. It is an (8) individual VGA & Stereo Audio (AR/AL) inputs with (4) individual VGA (RGBHV) & Stereo Audio (use Terminal Block 5pins Female Sockets) outputs. Support 19 inch Ear mount pair part number #1U-440L. It support (8) individual inputs with (4) individual outputs. Because it is a matrix routing switcher, any inputs may be routed to any output. It completely eliminates the need to constantly move around VGA or Audio input and output cables. This switcher is ideally suited for full HD High Definition LCD TV, HD Television or HD Monitor for VGA (R,B,G,H,V) signals or full HD Plasma display monitor resolution applications. Support world wide (6) button function control keys:1.ALL, 2.OFF, 3.RECALL, 4.ENTER, 5.MEMORY, 6.LOCK. Control is provided front panel push buttons, IR remote or RS-232. A RS-232 Windows GUI interface is provided for matrix routing control (Windows only).

DIAGRAM TYPICAL

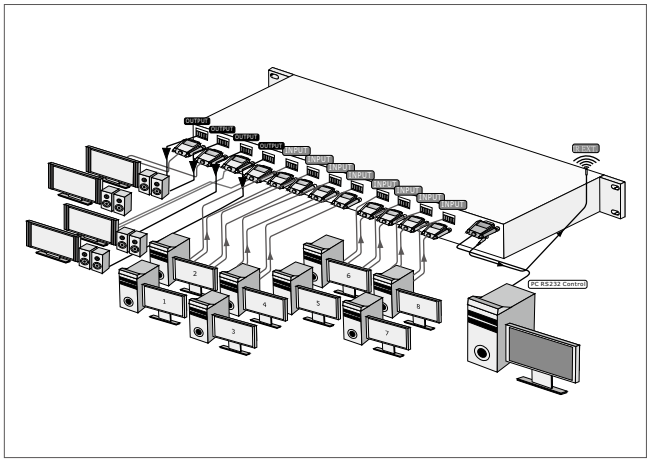

FEATURES

01. Support (8) inputs to (4) outputs VGA & Audio Matrix Switcher
02. Input signals via (8) analog VGA (RGBHV) and Stereo Audio (Terminal Block 5pin Sockets)
03. Output signals via (4) analog VGA (RGBHV) and Stereo Audio (Terminal Block 5pin Sockets)
04. Video Bandwidth 425MHz (-3dB), 200 mVp-p, maximum 450MHz, each path signals
05. Audio Bandwidth 60MHz (Audio-Right = 60Mhz, Audio-Left = 60MHz)
06. Audio Frequency Response Range : 20Hz ~ 20KHz
07. Support PC Resolution VGA (640x480), SVGA (800x600), XGA (1024x768), SXGA (1280x1024), UXGA (1600x1200), WUXGA (1920x1200)
08. Low all hostile crosstalk of -83dB @ 5MHz
09. Excellent ESD rating : exceeds 4000 V
10. Various User Interface controls:
    - Windows based GUI control via RS-232 port
    - Front Panel push buttons
    - IR wireless remote controller
    - IR External port (Switch Control)
    - Third party RS-232 controller (via simple ASCII)
11. Compatible with full HD high resolution Video player device and LCD/ Plasma monitor displays or Projector
12. Direct selection and confirm via Front push buttons with LED readout
13. Infrared : IR remote control (38KHz)
14. Support world wide (6) control function keys:
    Front panel full controls : ALL / OFF / LOCK / RECALL / MEMORY / ENTER
15. Support RS-232 interface control AP driver for PC 95/98/2000/xp
16. A Windows-based control software Driver packaged
17. Support desktop with Ear mount and 19 inch 1U Rack mountable type panel
18. Support Lower power consumed full load under 1250 mA
19. Power supply DC12Volt, Universal Type Switch 100~240VAC, 50/60Hz

SPECIFICATIONS

Type of VGA switcher	(8) inputs to (4) outputs VGA and Stereo Audio Matrix Switcher
Video Support	Analog VGA (75Ω), 1 Vp-p Output Signal (RGB) 0.7 Vp-p
Resolution supports	VGA, SVGA, XGA, SXGA, UXGA, WUXGA (1920x1200)
Video Bandwidth	VGA(RGBHV) : 425MHz, (-3dB) 200 mV p-p, 450MHz, (-3dB) 2V p-p, R=425MHz, G=425MHz, B=425MHz, H=110MHz, V=110MHz
Audio Frequency	Response range : 20Hz ~ 20KHz
Audio Bandwidth	60MHz, (Audio-Right = 60MHz, Audio-Left = 60MHz)
Input	(8)x Video (VGA-RGBHV) use D-sub HD15P connectors (8)x Audio (Stereo Audio) use Terminal Block 5pin Sockets
Output	(4)x Video (VGA-RGBHV) use D-sub HD15P connectors (4)x Audio (Stereo Audio) use Terminal Block 5pin Sockets
Source Status	Input status LEDs indicates presence of a live signal
Gain Flatness	90MHz, 0.1dB
Differential Gain Error	0.01%, 0.1dB
Differential Phase Error	0.02, 0.1dB (RL=150W)
Fast settling time	15ns To 0.1%
All Hostile Crosstalk	-83dB @ 5MHz, -54dB @ 50MHz
Channel Crosstalk	-56dB @ 100MHz
Slew Rate	1000 V/us, G=+1,2 V Step
High OFF Isolation	-100dB@10MHz
Output Current	100 mA
Infrared Frequency	38KHz
IR External Distance	~984 feet / 300 meters maximum
Switch Controls	1x Select Function buttons on front panel (Data status via LCM panel show out) 1x IR Remote Controller (switch control) 1x IR External port (switch control) 1x RS 232 series interface (switch control)
(18) Function key Control	1.ALL, 2.OFF, 3.RECALL, 4.ENTER, 5.MEMORY, 6.LOCK, 7.Destination button (1) thru (4), 8.Source button (1) thru (8)
Chassis Material	Matal thin = 1 mm
Safety Approvals	CE, FCC, VCCI, Erp, WEEE
Dimension (WxDxH)	17.32" x 7.80" x 1.73" (440mm x 200mm x 44mm)
Rack Mount	1RU High 19" Rack Mount #1U-440L (with rack mount)
Weight	2.45 kg / 5.4 lb
Power Voltage Input	DC 12V @ 2A , Use Universal switch Type 50/60Hz, 100~240 VAC

© 2015 Copyrighted All Rights Reserved.

SB-8180LCM

8x8 VGA MATRIX SWITCHER

Input : 8x VGA(RGBHV)
Output : 8x VGA(RGBHV)

VGA | MATRIX | SWITCHER | PRO

Ear Rack : 1U-440L

INTRODUCTION

SB-8180LCM is a high speed Video Bandwidth 310MHz, Maximum 380Mhz VGA Matrix switcher product. Its one of the most innovative VGA/RGBHV switching product on the market Today. Support 19 inch Ear mount pair part number #1U-440L. It has 8 individual inputs with 8 individual outputs. Because it is a matrix router, any input may be routed to any output ; or the same input may be routed to all outputs or any combination. It completely eliminates the need to constantly move around VGA input and output cables. This matrix switcher is ideally suited for full HD High Definition LCD TV or Plasma display monitor applications. Control is provided via front push buttons with LED readout or IR remote controller. A RS-232 interface is provided for interfacing with third party control. A Windows-based control software package is included to provide complete control of the SB-8180 from a PC.

DIAGRAM TYPICAL

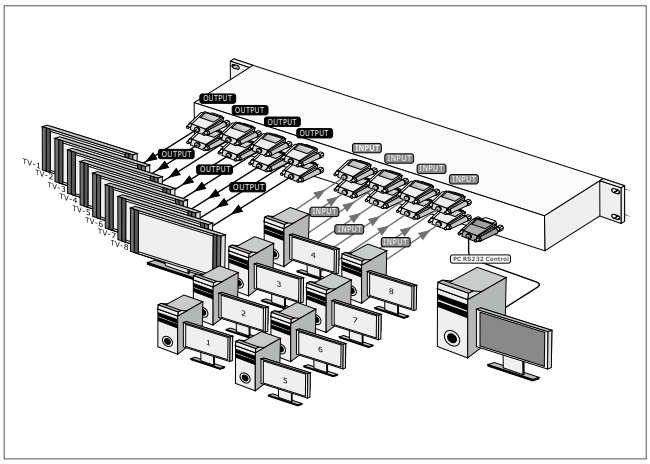

FEATURES

01. Support 8 inputs to 8 outputs VGA Matrix Switcher
02. Support PC Resolution VGA (640x480), SVGA (800x600), XGA (1024x768), SXGA (1280x1024), UXGA (1600x1200), WUXGA (1920x1200)
03. Video Bandwidth : 380MHz (-3dB), 200 mVp-p
04. Excellent Video(VGA-RGBHV) and Stereo Audio Performance
05. Low all hostile crosstalk of -83dB @ 5MHz
06. Excellent ESD rating : exceeds 4000 V
07. Switching RGBHV in LCD monitors and plasma displays
08. Suitable for full HD high resolution Video player device and LCD/Plasma monitor displays
09. Direct selection and confirm via front push buttons with LED readout
10. Infrared : IR remote control (38KHz)
11. Support RS 232 interface control driver for 95/98/2000/xp A Windows-based control software Driver packaged
12. RS 232 protocol list with manual attached
13. Enclosure type : Support 19 inch Ear & Rack mountable panel
14. Support Lower power consumed full load under 550 mA
15. Power supply offer a universal type 100~240 VAC switch

SPECIFICATIONS

Type of switcher	8 inputs to 8 outputs VGA Matrix Switcher
Video Bandwidth	380MHz, (-3dB) 200 mV p-p, 310MHz, (-3dB) 2V p-p, R=325MHz, G=325MHz, B=325MHz, H=110MHz, V=110MHz
Gain Flatness	90MHz, 0.1dB
Differential Gain Error	0.01%, 0.1dB
Differential Phase Error	0.02, 0.1dB (RL=150W)
Fast settling time	15ns To 0.1%
All Hostile Crosstalk	-84dB @ 5MHz, -54dB @ 50MHz
Channel Crosstalk	-56dB @ 100MHz
Slew Rate	1000 V/us, G=+1,2 V Step
High OFF Isolation	-100dB@10MHz
Output Current	100 mA
Low power CMOS	550 uA Quiescent Current
Controls	IR Remote Controller(38KHz), Front panel selection buttons with, LED readout and RS-232 PC control
Safety Approvals	CE, FCC
Dimension (WxDxH)	17.32" x 7.80" x 1.73" (440mm x 200mm x 44mm)
Weight	2.45 kg / 5.4 lb
Power Voltage Input	DC 12V @ 2A

© 2015 Copyrighted All Rights Reserved.

SB-8188CT

8x8 VGA & AUDIO OVER CAT5 MATRIX SWITCHER

Input : 8x VGA-Stereo Audio(AR/AL)
Output : 8x CAT5 (VGA-Audio), 1x VGA-Audio Preview port

VGA | AUDIO | MATRIX | CAT5 | PRO

Ear Rack : 2U-440L

INTRODUCTION

SB-8188CT is a true (8) in To (8) out Matrix Switcher with high speed Video Bandwidth 425MHz, Maximum 450MHz, Audio Bandwidth 60MHz. for VGA (RGBHV) and Stereo Audio (AR/AL) signals product. It is an (8) individual VGA (RGBHV) & Stereo Audio (AR/AL) inputs with (8) individual CAT5 (VGA-RGBHV & Audio) outputs and 1x Preview output. The Preview output port is same picture with output #1 on the same time. Support 19 inch Ear mount pair part number #2U-440L. It support (8) individual inputs with (8) individual outputs. Because it is a matrix routing switcher, any input may be routed to any output. It completely eliminates the need to constantly move around VGA input and output cables. This switcher is ideally suited for full HD High Definition LCD HDTV Television for VGA (R,B,G,H,V) signals or HD Plasma display monitor resolution applications. Control is provided front panel push buttons, IR remote or RS-232. A RS-232 Windows GUI interface is provided for matrix routing control (Windows only).

DIAGRAM TYPICAL

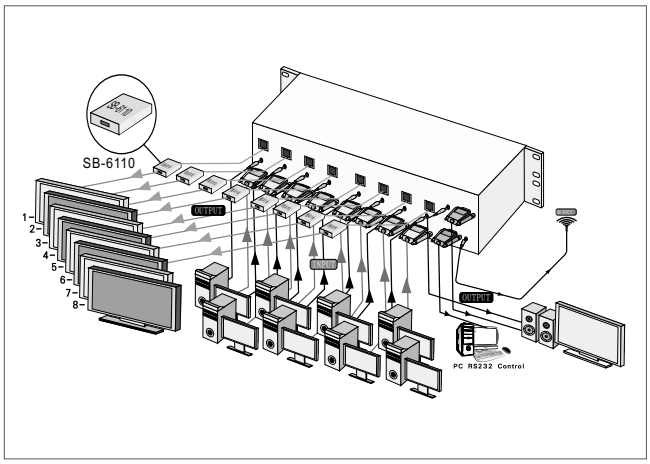

FEATURES

01. Support (8) inputs to (8) outputs VGA & Audio Over CAT5 Matrix Switcher
02. Input signals via (8) analog VGA (RGBHV) and Stereo Audio (3.5mm OD Jack)
03. Output signals via one CAT5 category cable wirh VGA & Audio (RJ-45)
04. Video Bandwidth 425MHz (-3dB), 200 mVp-p, maximum 450MHz, each path signals
05. Audio Bandwidth 60MHz (Audio-Right = 60MHz, Audio-Left = 60MHz)
06. Audio Frequency Respond 20Hz ~ 20KHz
07. Supported selection push buttons direct channel on front panel
08. Support PC Resolution VGA (640x480), SVGA (800x600), XGA (1024x768), SXGA (1280x1024), UXGA (1600x1200), WUXGA (1920x1200)
09. Low all hostile crosstalk of -83dB @ 5MHz
10. Excellent ESD rating : exceeds 4000 V
11. Various User Interface controls :
    - Windows based GUI control via RS-232 port
    - Front Panel push buttons
    - IR wireless remote controller
    - IR External port (Switch Control)
    - Third party RS-232 controller (via simple ASCII)
12. Compatible with full HD high resolution Video player device and LCD/ Plasma monitor displays or Projector
13. Direct selection and confirm via front push buttons with LED readout
14. Infrared : IR remote control (38KHz)
15. Support RS-232 interface control AP driver for PC 95/98/2000/xp
16. A Windows-based control software Driver packaged
17. Support desktop with Ear mount and 19 inch 2U Rack mountable type panel
18. Support Lower power consumed full load under 1650 mA
19. Power supply DC12Volt, Universal Type Switch 100~240VAC, 50/60Hz

SPECIFICATIONS

Type of VGA switcher	(8) inputs to (8) outputs VGA OVER CAT5 Matrix Switcher
Video Support	Analog VGA (75Ω), 1 Vp-p Output Signal (RGB) 0.7 Vp-p
Resolution supports	VGA, SVGA, XGA, SXGA, UXGA, WUXGA (1920x1200)
Video Bandwidth	VGA(RGBHV) : 425MHz, (-3dB) 200 mV p-p, 450MHz, (-3dB) 2V p-p, R=425MHz, G=425MHz, B=425MHz, H=110MHz, V=110MHz
Audio Frequency	Response range : 20Hz ~ 20KHz
Audio Bandwidth	60MHz, (Audio-Right = 60MHz, Audio-Left = 60MHz)
Input	(8)x Video (VGA-RGBHV) use D-sub HD15P connectors (8)x Audio (Stereo Audio) use 3.5mm OD Jacks
Output	(8)x CAT5 (VGA & Audio) use RJ-45 8P8C Female Sockets
Preview Output	(1)x VGA(RGBHV) and Audio(Stereo Audio) signals
Source Status	Input status LEDs indicates presence of a live signal
Gain Flatness	90MHz, 0.1dB
Differential Gain Error	0.01%, 0.1dB
Differential Phase Error	0.02, 0.1dB (RL=150W)
Fast settling time	15ns To 0.1%
All Hostile Crosstalk	-83dB @ 5MHz, -54dB @ 50MHz
Channel Crosstalk	-56dB @ 100MHz
Slew Rate	1000 V/us, G=+1,2 V Step
High OFF Isolation	-100dB@10MHz
Output Current	100 mA
Infrared Frequency	38KHz
IR External Distance	~984 feet / 300 meters maximum
Switch Controls	1x Select Function buttons on front panel (Data status via LCM panel show out) 1x IR Remote Controller (switch control) 1x IR External port (switch control) 1x RS 232 series interface (switch control)
Chassis Material	Matal thin = 1 mm
Safety Approvals	CE, FCC, VCCI, Erp, WEEE
Dimension (WxDxH)	19" x 7.87" x 3.46" (482mm x 200mm x 88mm)
Rack Mount	2RU High 19" Rack Mount #2U-440L (with rack mount)
Weight	3.4 kg / 7.5 lb
Power Voltage Input	DC 12V @ 2A , Use Universal switch Type 50/60Hz, 100~240 VAC

© 2015 Copyrighted All Rights Reserved.

SB-8188LCM

8x8 VGA & AUDIO MATRIX SWITCHER

Input : 8x VGA(RGBHV), 8x Stereo Audio (3.5mm OD Jack)
Output : 8x VGA(RGBHV), 8x Stereo Audio (3.5mm OD Jack)

VGA | AUDIO | MATRIX | RS-232 | PRO

Ear Rack : 2U-440L

INTRODUCTION

SB-8188LCM is a true (8) in To (8) out Matrix Switcher with high speed Video Bandwidth 425MHz, Maximum 450MHz, Audio Bandwidth 60MHz. Support signals for VGA (RGBHV) and Stereo Audio (AR/AL) product. It is an (8) individual VGA(RGBHV) & Stereo Audio(AR/AL) inputs with (8) individual VGA(RGBHV) & Stereo Audio(AR/AL) outputs. Support 19 inch Ear mount pair part number #2U-440L. It support (8) individual inputs with (8) individual outputs. Because it is a matrix routing switcher, any inputs may be routed to any output. It completely eliminates the need to constantly move around VGA or Audio input and output cables. This switcher is ideally suited for full HD High Definition LCD TV, HD Television or HD Monitor for VGA (R,B,G,H,V) signals or full HD Plasma display monitor resolution applications. Support world wide (6) button function control keys: 1.ALL, 2.OFF, 3.RECALL, 4.ENTER, 5.MEMORY, 6.LOCK. Control is provided Front panel push buttons, IR remote or RS-232. A RS-232 Windows GUI interface is provided for matrix routing control (Windows only).

DIAGRAM TYPICAL

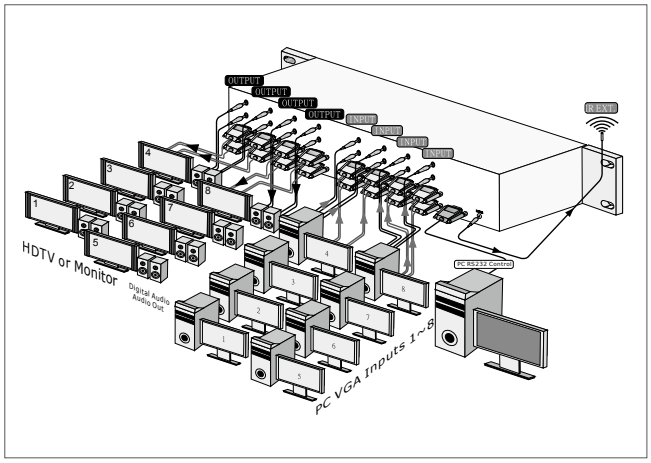

FEATURES

01. Support (8) inputs to (8) outputs VGA & Audio Matrix Switcher
02. Input signals via (8) analog VGA (RGBHV) and Stereo Audio (3.5mm OD Jack)
03. Output signals via (8) analog VGA (RGBHV) and Stereo Audio (3.5mm OD Jack)
04. Video Bandwidth 425MHz (-3dB), 200 mVp-p, maximum 450MHz, each path signals
05. Audio Bandwidth 60MHz (Audio-Right = 60Mhz, Audio-Left = 60MHz)
06. Audio Frequency Respones Range : 20Hz ~ 20KHz
07. Supported selection push buttons direct channel on front panel
08. Support PC Resolution VGA (640x480), SVGA (800x600), XGA (1024x768), SXGA (1280x1024), UXGA (1600x1200), WUXGA (1920x1200)
09. Low all hostile crosstalk of -83dB @ 5MHz
10. Excellent ESD rating : exceeds 4000 V
11. Various User Interface controls:
    - Windows based GUI control via RS-232 port
    - Front Panel push buttons
    - IR wireless remote controller
    - IR External port (Switch Control)
    - Third party RS-232 controller (via simple ASCII)
12. Compatible with full HD high resolution Video player device and LCD/ Plasma monitor displays or Projector
13. Direct selection and confirm via Front push buttons with LED readout
14. Infrared : IR remote control (38KHz)
15. Support world wide (6)x control function keys:
    Front panel full controls: ALL / OFF / LOCK / RECALL / MEMORY / ENTER
16. Support RS-232 interface control AP driver for PC 95/98/2000/xp
17. A Windows-based control software Driver packaged
18. Support desktop with Ear mount and 19 inch 2U Rack mountable type panel
19. Support Lower power consumed full load under 1250 mA
20. Power supply DC12Volt, Universal Type Switch 100~240VAC, 50/60Hz

SPECIFICATIONS

Type of VGA switcher	(8) inputs to (8) outputs VGA and Stereo Audio Matrix Switcher
Video Support	Analog VGA (75Ω), 1 Vp-p Output Signal (RGB) 0.7 Vp-p
Resolution supports	VGA, SVGA, XGA, SXGA, UXGA, WUXGA (1920x1200)
Video Bandwidth	VGA(RGBHV) : 425MHz, (-3dB) 200 mV p-p, 450MHz, (-3dB) 2V p-p, R=425MHz, G=425MHz, B=425MHz, H=110MHz, V=110MHz
Audio Frequency	Response range : 20Hz ~ 20KHz
Audio Bandwidth	60MHz, (Audio-Right = 60MHz, Audio-Left = 60MHz)
Input	(8)x Video (VGA-RGBHV) use D-sub HD15P connectors (8)x Audio (Stereo Audio) use 3.5mm OD Jacks
Output	(8)x Video (VGA-RGBHV) use D-sub HD15P connectors (8)x Audio (Stereo Audio) use 3.5mm OD Jacks
Source Status	Input status LEDs indicates presence of a live signal
Gain Flatness	90MHz, 0.1dB
Differential Gain Error	0.01%, 0.1dB
Differential Phase Error	0.02, 0.1dB (RL=150W)
Fast settling time	15ns To 0.1%
All Hostile Crosstalk	-83dB @ 5MHz, -54dB @ 50MHz
Channel Crosstalk	-56dB @ 100MHz
Slew Rate	1000 V/us, G=+1,2 V Step
High OFF Isolation	-100dB@10MHz
Output Current	100 mA
Infrared Frequency	38KHz
IR External Distance	~984 feet / 300 meters maximum
Switch Controls	1x Select Function buttons on front panel (Data status via LCM panel show out) 1x IR Remote Controller (switch control) 1x IR External port (switch control) 1x RS 232 series interface (switch control)
(22) Function key Control	1.ALL, 2.OFF, 3.RECALL, 4.ENTER, 5.MEMORY, 6.LOCK, 7.Destination button (1) thru (8), 8.Source button (1) thru (8)
Chassis Material	Matal thin = 1 mm
Safety Approvals	CE, FCC, VCCI, REACH, Erp, WEEE
Dimension (WxDxH)	17.32" x 7.80" x 3.43" (440mm x 200mm x 88mm)
Rack Mount	2RU High 19" Rack Mount #2U-440L (with rack mount)
Weight	3.4 kg / 7.5 lb
Power Voltage Input	DC 12V @ 2A , Use Universal switch Type 50/60Hz, 100~240 VAC

© 2015 Copyrighted All Rights Reserved.

SB-8188TB

8x8 VGA-AUDIO MATRIX SWITCHER

Input : 8x VGA(RGBHV), 8x Stereo Audio (Terminal Block)
Output : 8x VGA(RGBHV), 8x Stereo Audio (Terminal Block)

VGA | AUDIO | MATRIX | RS-232 | PRO | Terminal Block | BALANCE | VOLUME

Ear Rack : 2U-440L

INTRODUCTION

SB-8188TB is a true (8) in To (8) out Matrix Switcher with high speed Video Bandwidth 425MHz, Maximum 450MHz, Audio Bandwidth 60MHz. Support signals for VGA and Audio product. It is an (8) individual VGA & Stereo Audio(AR/AL) inputs with (8) individual VGA(RGBHV) & Stereo Audio(use Terminal Block 5pins Female Sockets) outputs. Stereo Audio output support Volume(+0~+100 levels) and Balance (L=0~50 , R=51~100) control function. Support 19 inch Ear mount pair part number #2U-440L. It support (8) individual inputs with (8) individual outputs. Because it is a matrix routing switcher, any inputs may be routed to any output. It completely eliminates the need to constantly move around VGA or Audio input and output cables. This switcher is ideally suited for full HD High Definition LCD TV, HD Television or HD Monitor for VGA (R,B,G,H,V) signals or full HD Plasma display monitor resolution applications. Support world wide (6) button function control keys: 1.ALL, 2.OFF, 3.RECALL, 4.ENTER, 5.MEMORY, 6.LOCK. Control is provided Front panel push buttons, IR remote or RS-232. A RS-232 Windows GUI interface is provided for matrix routing control (Windows only).

DIAGRAM TYPICAL

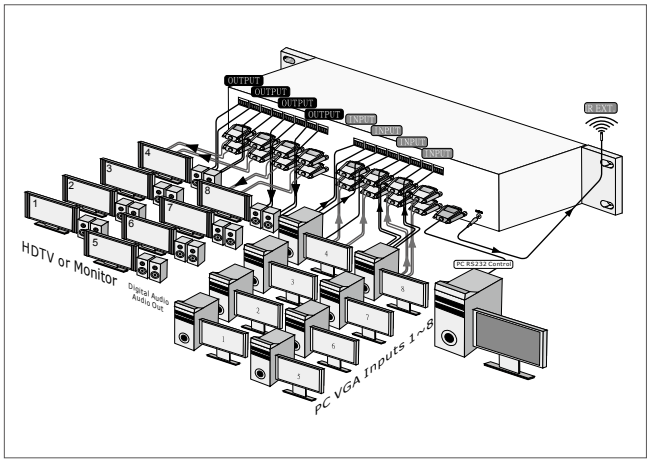

FEATURES

01. Support (8) inputs to (8) outputs VGA & Audio Matrix Switcher
02. Input signals via (8) analog VGA (RGBHV) and Stereo Audio (Terminal Block 5pin Sockets)
03. Output signals via (8) analog VGA (RGBHV) and Stereo Audio (Terminal Block 5pin Sockets)
04. Video Bandwidth 425MHz (-3dB), 200 mVp-p, maximum 450MHz, each path signals
05. Audio Bandwidth 60MHz (Audio-Right = 60MHz, Audio-Left = 60MHz)
06. Audio Frequency Response Range : 20Hz ~ 20KHz.
07. Stereo Audio output support Volume(+0~+100 levels) and Balance (L50~R50) control function.
08. Supported selection push buttons direct channel on front panel
09. Support PC Resolution VGA (640x480), SVGA (800x600), XGA (1024x768), SXGA (1280x1024), UXGA (1600x1200), WUXGA (1920x1200)
10. Low all hostile crosstalk of -83dB @ 5MHz
11. Excellent ESD rating : exceeds 4000 V
12. Various User Interface controls:
    - Windows based GUI control via RS-232 port
    - Front Panel push buttons
    - IR wireless remote controller
    - IR External port (Switch Control)
    - Third party RS-232 controller (via simple ASCII)
13. Compatible with full HD high resolution Video player device and LCD/ Plasma monitor displays or Projector
14. Direct selection and confirm via Front push buttons with LED readout
15. Infrared : IR remote control (38KHz)
16. Support world wide (6)x control function keys: Front panel full controls: ALL / OFF / LOCK / RECALL / MEMORY / ENTER
17. Support RS-232 interface control AP driver for PC 95/98/2000/xp
18. A Windows-based control software Driver packaged
19. Support desktop with Ear mount and 19 inch 2U Rack mountable type panel
20. Support Lower power consumed full load under 1250 mA
21. Power supply DC12Volt, Universal Type Switch 100~240VAC, 50/60Hz

SPECIFICATIONS

Type of VGA switcher	(8) inputs to (8) outputs VGA and Stereo Audio Matrix Switcher
Video Support	Analog VGA (75Ω), 1 Vp-p Output Signal (RGB) 0.7 Vp-p
Resolution supports	VGA, SVGA, XGA, SXGA, UXGA, WUXGA (1920x1200)
Video Bandwidth	VGA(RGBHV) : 425MHz, (-3dB) 200 mV p-p, 450MHz, (-3dB) 2V p-p, R=425MHz, G=425MHz, B=425MHz, H=110MHz, V=110MHz
Audio Frequency	Response range : 20Hz ~ 20KHz
Audio Bandwidth	60MHz, (Audio-Right = 60MHz, Audio-Left = 60MHz)
Input	(8)x Video (VGA-RGBHV) use D-sub HD15P connectors (8)x Audio (Stereo Audio) use Terminal Block 5pin Sockets
Output	(8)x Video (VGA-RGBHV) use D-sub HD15P connectors (8)x Audio (Stereo Audio) use Terminal Block 5pin Sockets
Audio Volume control	+0 ~ +100 levels (+6db).
Audio Balance control	L=+0 ~ +50, R=+51 ~ +100.
Source Status	Input status LEDs indicates presence of a live signal
Gain Flatness	90MHz, 0.1dB
Differential Gain Error	0.01%, 0.1dB
Differential Phase Error	0.02, 0.1dB (RL=150W)
Fast settling time	15ns To 0.1%
All Hostile Crosstalk	-83dB @ 5MHz, -54dB @ 50MHz
Channel Crosstalk	-56dB @ 100MHz
Slew Rate	1000 V/us, G=+1,2 V Step
High OFF Isolation	-100dB@10MHz
Output Current	100 mA
Infrared Frequency	38KHz
IR External Distance	~984 feet / 300 meters maximum
Switch Controls	1x Select Function buttons on front panel (Data status via LCM panel show out) 1x IR Remote Controller (switch control) 1x IR External port (switch control) 1x RS 232 series interface (switch control)
(22) Function key Control	1.ALL, 2.OFF, 3.RECALL, 4.ENTER, 5.MEMORY, 6.LOCK, 7.Destination button (1) thru (8), 8.Source button (1) thru (8)
Chassis Material	Matal thin = 1 mm
Safety Approvals	CE, FCC, VCCI, REACH, Erp, WEEE
Dimension (WxDxH)	17.32" x 7.80" x 3.43" (440mm x 200mm x 88mm)
Rack Mount	2RU High 19" Rack Mount #2U-440L (with rack mount)
Weight	3.4 kg / 7.5 lb
Power Voltage Input	DC 12V @ 2A , Use Universal switch Type 50/60Hz, 100~240 VAC

© 2015 Copyrighted All Rights Reserved.

SB-1110

2x1:8 VGA SWITCHER DISTRIBUTION AMPLIFIER

Input : 2x VGA(RGBHV)
Output : 8x VGA(RGBHV)

VGA AUDIO SWITCHER

INTRODUCTION

SB-1110 is a high speed Video Bandwidth 310MHz, Maximum 380MHz VGA Routing switcher distribution amplifier product. It's one of the most innovative VGA switching product. There's 2 individual inputs with 8 individual outputs, any input may be routed to any outputs. It completely eliminates the need to constantly move around VGA input and output cables. This switcher distribution amplifier is suited to full HD LCD Television or Plasma display monitor applications. Control is provided via direct selection front push buttons with LED readout.

DIAGRAM TYPICAL

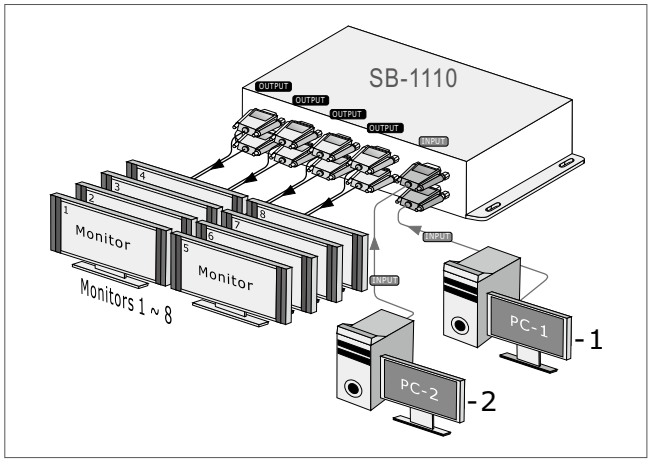

FEATURES

01. Support 2 inputs to 8 outputs VGA Switcher Distribution Amplifier
02. Support PC Resolution VGA (640x480), SVGA (800x600), XGA (1024x768), SXGA (1280x1024), UXGA (1600x1200), WUXGA (1920x1200)
03. Video Bandwidth : 380MHz (-3dB), 200 mVp-p
04. Excellent Video(VGA-RGBHV) and Stereo Audio Performance
05. Low all hostile crosstalk of -83dB @ 5MHz
06. Excellent ESD rating : exceeds 4000 V
07. Switching RGBHV in LCD monitors and plasma displays
08. Suitable for full HD high resolution Video player device and LCD/Plasma monitor displays
09. Direct selection and confirm via front push buttons with LED readout
10. Support Lower power consumed full load under 550 mA
11. Power supply offer a universal type 100~240 VAC switch

SPECIFICATIONS

Type of switcher	2 inputs to 8 outputs VGA Switcher Distribution Amplifier
Video Bandwidth	380MHz, (-3dB) 200 mV p-p, 310MHz, (-3dB) 2V p-p, R=325MHz, G=325MHz, B=325MHz, H=110MHz, V=110MHz
Gain Flatness	90MHz, 0.1dB
Differential Gain Error	0.01%, 0.1dB
Differential Phase Error	0.02, 0.1dB (RL=150W)
Fast settling time	15ns To 0.1%
All Hostile Crosstalk	-84dB @ 5MHz, -54dB @ 50MHz
Channel Crosstalk	-56dB @ 100MHz
Slew Rate	1000 V/us, G=+1,2 V Step
High OFF Isolation	-100dB@10MHz
Output Current	100 mA
Low power CMOS	550 uA Quiescent Current
Controls	front panel selection buttons with LED readout
Safety Approvals	CE, FCC, VCCI, Erp, WEEE
Dimension (WxDxH)	8.66" x 4.48" x 1.73" (220mm x 114mm x 44mm)
Weight	0.85 kg / 1.87 lb
Power Voltage Input	DC 12V @ 1.25A

© 2015 Copyrighted All Rights Reserved.

SB-1102

1x2 VGA DISTRIBUTION AMPLIFIER (VGA BOOSTER)

Input : 1x VGA(RGBHV)
Output : 2x VGA(RGBHV) with Booster, 1x VGA Preview Output

VGA | EQ / LEVEL | AMPLIFIER

INTRODUCTION

SB-1102 is a 1x Input to 2x Outputs for VGA (RGBHV) signals distribution amplifier and 2xVGA outputs support booster function. For HD high resolution VGA(640x480) SVGA (800x600), XGA(1024x768), SXGA(1280x1024) UXGA(1600x1200), WUXGA(1920x1200)Plasma Display or Monitor. Also support full HD resolutions for 480i, 480p, 576p, 720p, 1080i and 1080p HDTV. An ultrahigh speed current feedback amplifier with a phenomenal 5500V/us, slew rate that results in a rise time of 545ps making it ideal as a pulse amplifier. The high slew rate reduces the effect of slew rate limiting and results in the large signal Bandwidth 440MHz(G=+2) Small signal Bandwidth (-3dB), 1000MHz (G=+1) delivers computer resolutions up to 2048 x 2048. Input and output connectors are HD-15 female type. Support wall mountable metal cases, 1 inch high. All units are +12VDC powered and the power switch supply for 100~240VAC 50/60Hz CE,FCC approval adaptor is included.

DIAGRAM TYPICAL

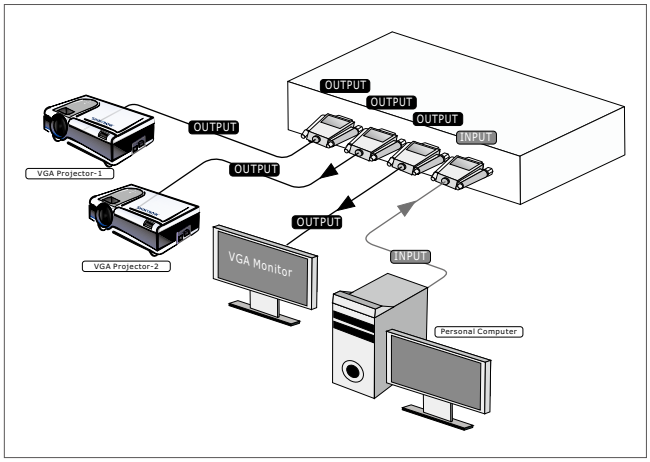

FEATURES

01. Support 1 input to 2 outputs of Signal VGA (RGBHV) Distribution Amplifier
02. Support 2x VGA Booster output function, 1x VGA Preview
03. Low Distortion over Wide Bandwidth Large Signal Bandwidth 440MHz, G=+2, Small signal Bandwidth 1GHz (-3dB) G=+1
04. High VGA resolutions for VGA, SVGA, XGA, UXGA,WUXGA (1920x1200) maximum up to 2048 x 2048 resolution
05. High Definition HDTV resolutions for 480p, 720p, 1080i and 1080p (1920x1080)
06. Support Lower power consumed full load under 500mA
07. Support EQ and LEVEL adjustable +/- 6dB
08. Terminal via HDdB15P Female connector
09. Safety approvals via test passing CE, FCC, REACH, Erp, WEEE
10. Power Supply : Universal switching DC12V, 0.42A

SPECIFICATIONS

Type of Amplifier	1 input to 2 outputs VGA Distribution Amplifier
Type of Signals	VGA (RGBHV) via HD-15p via HD-15P female connectors
Large Signal Bandwidth	440MHz, G=+2
Small signal Bandwidth	1GHz (-3dB) G=+1
Settling Time	10 ns to 0.1%, 2 V Step, G=+2
Scan rates accepted	50Hz or 60Hz
Resolutions	VGA, SVGA, XGA, UXGA, WUXGA 1920x1200
Color Control	EQ and LEVEL adjust via 2x 1K Ohms VR on front panel
Safety approvals	CE, FCC, REACH, Erp, WEEE
Dimension (WxDxH)	6.93" x 3.15" x 1.0" (176mm x 80mm x 25mm)
Weight	0.5 kg / 1.10 lb
Power Supply	DC 12V, 0.42A

© 2015 Copyrighted All Rights Reserved.

SB-1104

1x4 VGA DISTRIBUTION AMPLIFIER

Input : 1x VGA(RGBHV)
Output : 4x VGA(RGBHV)

VGA AMPLIFIER

INTRODUCTION

SB-1104 is a 1x Input To 4x Outputs for VGA (RGBHV) signals distribution amplifier and For HD high resolution VGA (640x480), SVGA (800x600), XGA (1024x768), SXGA (1280x1024), UXGA (1600x1200), WUXGA (1920x1200) Plasma Display or Monitor. Also support full HD resolutions for 480i, 480p, 576p, 720p, 1080i and 1080p HDTV. An ultrahigh speed current feedback amplifier with a phenomenal 5500V/us, slew rate that results in a rise time of 545ps, making it ideal as a pulse amplifier. The high slew rate reduces the effect of slew rate limiting and results in the large signal Bandwidth 440MHz(G=+2), Small signal Video Bandwidth (-3dB), 1000MHz (G=+1) delivers computer resolutions up to 2048 x 2048. Input and output connectors are HD-15 female type. Support wall mountable metal cases, 1 inch high. All units are +12VDC powered and the power switch supply for 100~240VAC 50/60Hz CE,FCC approval adaptor is included.

DIAGRAM TYPICAL

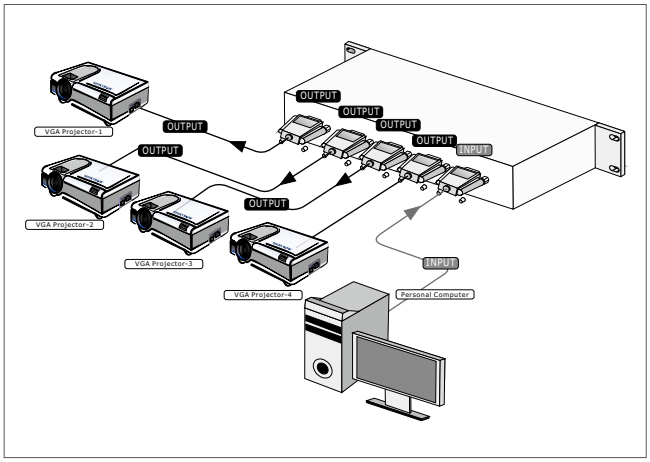

FEATURES

01. Support 1 input to 4 outputs of Signal VGA (RGBHV) Distribution Amplifier
02. Low Distortion over Wide Bandwidth Large Signal Bandwidth 440MHz, G=+2, Small signal Bandwidth 1GHz (-3dB) G=+1
03. High VGA resolutions for VGA, SVGA, XGA, UXGA,WUXGA (1920x1200)
04. High Definition HDTV resolutions for 480p, 720p, 1080i and 1080p (1920x1080)
05. Support Lower power consumed full load under 500mA
06. Automatically Scan rates accepted : 50Hz or 60Hz
07. Terminal via HDdB15P Female connector

SPECIFICATIONS

Type of Amplifier	1 input to 4 outputs VGA Distribution Amplifier
Type of Signals	HD-15p via HD-15P female connectors
Large Signal Bandwidth	440MHz, G=+2
Small signal Bandwidth	1GHz (-3dB) G=+1
Settling Time	10 ns to 0.1%, 2 V Step, G=+2
Scan rates accepted	50Hz or 60Hz
Support High HD resolutions	VGA, SVGA, XGA, UXGA,WUXGA 1920x1200
Gain Flatness	0.1dB to 75MHz
High Output Drive	175 mA Output Load Drive
Safety approvals	CE, FCC, Erp, WEEE
Dimension (WxDxH)	8.27" x 4.49" x 1.06" (210mm x 114mm x 27mm)
Weight	0.7 kg / 1.54 lb
Power Supply	DC 12V, 0.66A

© 2015 Copyrighted All Rights Reserved.

SB-1108

1x8 VGA DISTRIBUTION

Input : 1x VGA(RGBHV)
Output : 8x VGA(RGBHV)

VGA AMPLIFIER

INTRODUCTION

SB-1108 is a 1 Input To 8 Outputs for VGA (RGBHV) signals distribution amplifier respectively. For HD high resolution VGA (640x480), SVGA (800x600), XGA (1024x768), SXGA (1280x1024), UXGA (1600x1200), WUXGA (1920x1200) Plasma Display or Monitor. Also support full HD resolutions for 480i, 480p, 576p, 720p, 1080i and 1080p HDTV. An ultrahigh speed current feedback amplifier with a phenomenal 5500V/us, slew rate that results in a rise time of 545ps, making it ideal as a pulse amplifier. The high slew rate reduces the effect of slew rate limiting and results in the large signal Bandwidth 440MHz (G=+2), Small signal Bandwidth (-3dB), 1000MHz (G=+1) delivers computer resolutions up to 2048 x 2048 at distances up to 150 feet away without signal deterioration. Signal quality is main-tained over a wide bandwidth with worst-case distortion of -40dBc @ 250MHz (G=+10, 1Vp-p). Input and output connectors are HD-15 female type. Support wall mountable metal cases, 1RU high. All units are +12VDC powered and the universal switching power 100~240VAC 50/60Hz adaptor is included.

DIAGRAM TYPICAL

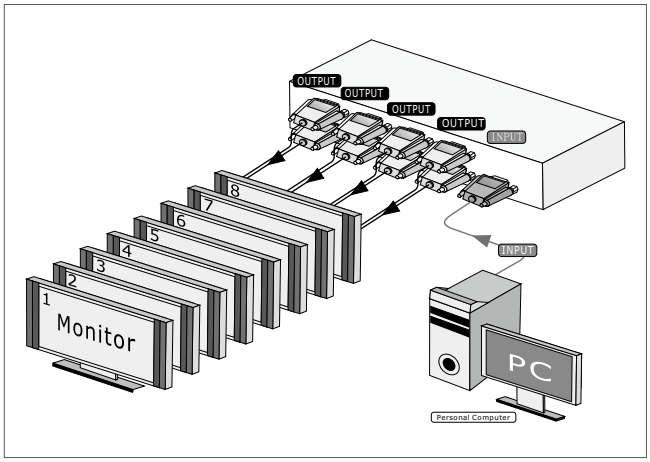

FEATURES

01. Support 1 input to 8 outputs of Signal VGA (RGBHV) Distribution Amplifier
02. Low Distortion over Wide Bandwidth Large Signal Bandwidth 440MHz, G=+2, Small signal Bandwidth 1GHz (-3dB) G=+1
03. High VGA resolutions for VGA, SVGA, XGA, UXGA, WUXGA (1920x1200)
04. High Definition HDTV resolutions for 480p, 720p, 1080i and 1080p (1920x1080)
05. Support Lower power consumed full load under 500mA
06. Automatically Scan rates accepted : 50Hz or 60Hz
07. Goods Video Specifications Gain Flatness 0.1dB to 75MHz
08. High Output Drive 175 mA Output Load Drive
09. Terminal via HDdB15P Female connector
10. Power Supply : Universal switching 100~240VAC, 50/60Hz, DC12V,0.66A

SPECIFICATIONS

Type of Amplifier	1 input to 8 outputs VGA Distribution Amplifier
Type of Signals	VGA (RGBHV) via HD-15p via HD-15P female connectors
Large Signal Bandwidth	440MHz, G=+2
Small signal Bandwidth	1GHz (-3dB) G=+1
Settling Time	10 ns to 0.1%, 2 V Step, G=+2
Scan rates accepted	50Hz or 60Hz
Resolutions	VGA, SVGA, XGA, UXGA,WUXGA 1920x1200
Safety approvals	CE, FCC, Erp, WEEE
Dimension (WxDxH)	8.66" x 4.48" x 1.73" (220mm x 114mm x 44mm)
Weight	0.85 kg / 1.87 lb
Power Supply	Universal switching 100~240VAC, 50/60Hz, DC 12V, 0.66A

© 2015 Copyrighted All Rights Reserved.

SB-1116

1x16 VGA DISTRIBUTION AMPLIFIER

Input : 1x VGA(RGBHV)
Output : 16x VGA(RGBHV)

VGA | DISTRIBUTOR | PRO

Ear Rack : 1U-440L

INTRODUCTION

SB-1116 is a 1 Input To 16 Outputs for VGA (RGBHV) signals distribution amplifier respectively. For HD high resolution VGA (640x480), SVGA(800x600), XGA(1024x768), SXGA(1280x1024) UXGA(1600x1200), WUXGA(1920x1200) Plasma Display or Monitor. Also support full HD resolutions for 480i, 480p, 576p, 720p, 1080i and 1080p HDTV. An ultrahigh speed current feedback amplifier with a phenomenal 5500V/us, slew rate that results in a rise time of 545ps, making it ideal as a pulse amplifier. The high slew rate reduces the effect of slew rate limiting and results in the large signal Bandwidth 440MHz(G=+2), Small signal Bandwidth (-3dB), 1000MHz (G=+1) delivers computer resolutions up to 2048 x 2048 at distances up to 150 feet away without signal deterioration. Signal quality is main-tained over a wide bandwidth with worst-case distortion of -40dBc @ 250MHz (G=+10, 1Vp-p). Input and output connectors are HD-15 female type. Support wall mountable metal cases, 1RU high. All units are +12VDC powered and the universal switching power 100~240VAC 50/60Hz adaptor is included.

DIAGRAM TYPICAL

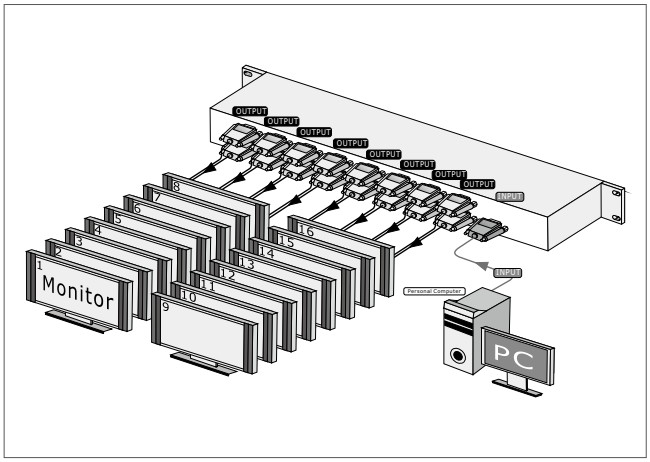

FEATURES

01. Support 1 input to 16 outputs of Signal VGA (RGBHV) Distribution Amplifier
02. Low Distortion over Wide Bandwidth Large Signal Bandwidth 440MHz, G=+2, Small signal Bandwidth 1GHz (-3dB) G=+1
03. High VGA resolutions for VGA, SVGA, XGA, UXGA, WUXGA (1920x1200)
04. High Definition HDTV resolutions for 480p, 720p, 1080i and 1080p (1920x1080)
05. Support Lower power consumed full load under 500mA
06. Automatically Scan rates accepted : 50Hz or 60Hz
07. Goods Video Specifications Gain Flatness 0.1dB to 75MHz
08. High Output Drive 175 mA Output Load Drive
09. Terminal via HDdB15P Female connector
10. Enclosure Support 19" Ear rack mount pair and 1RU 19" rack mountable
11. Power Supply : Universal switching 100~240VAC, 50/60Hz, DC12V, 1.25A

SPECIFICATIONS

Type of Amplifier	1 input to 16 outputs VGA Distribution Amplifier
Type of Signals	VGA (RGBHV) via HD-15p via HD-15P female connectors
Large Signal Bandwidth	440MHz, G=+2
Small signal Bandwidth	1GHz (-3dB) G=+1
Settling Time	10 ns to 0.1%, 2 V Step, G=+2
Scan rates accepted	50Hz or 60Hz
Resolutions	VGA, SVGA, XGA, UXGA,WUXGA 1920x1200
Safety approvals	CE, FCC, Erp, WEEE
Enclosure type	Support 19" ear rackmount pair for 1RU mountable
Dimension (WxDxH)	17.32" x 7.80" x 1.73" (440mm x 200mm x 44mm)
Weight	2.45 kg / 5.4 lb
Power Supply	Universal switching 100~240VAC, 50/60Hz, DC12V,1.25A

© 2015 Copyrighted All Rights Reserved.